

Specifications

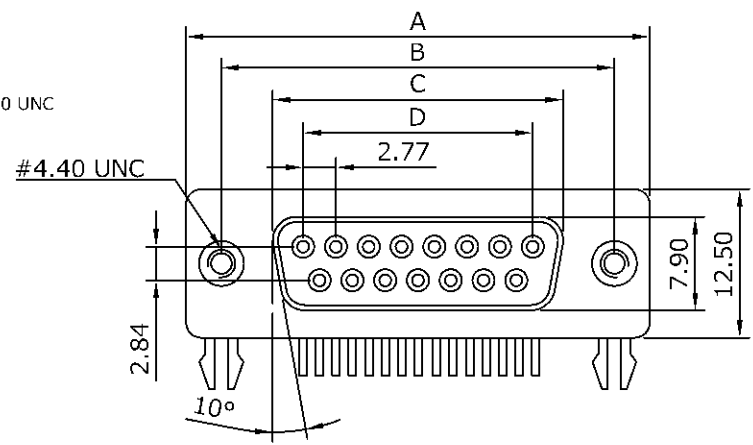
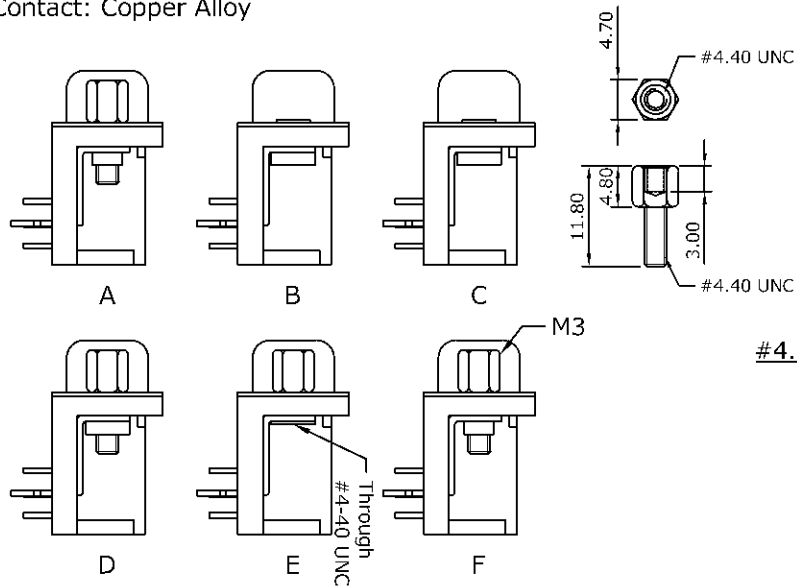
Current Rating: 3A AC,DC
 Contact Resistance: 13mΩ Max
 Insulation Resistance: 1000MΩ Min
 Withstanding Voltage: 500V AC/minute
 Temperature Range: -55°C ~ +105°C

Material

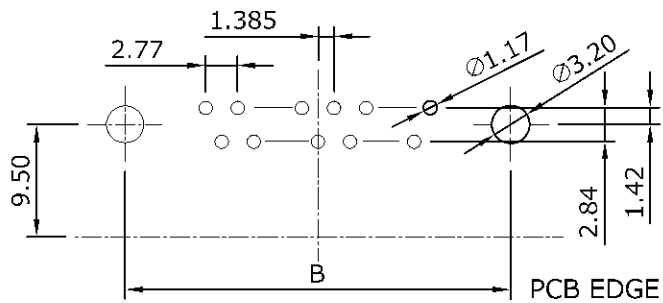
Insulator: P.B.T, UL94V-0
 Contact: Copper Alloy

ORDER INFORMATION

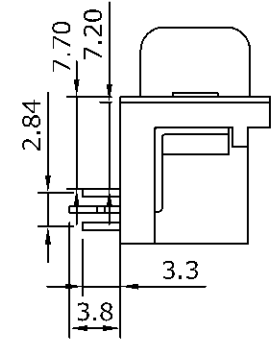
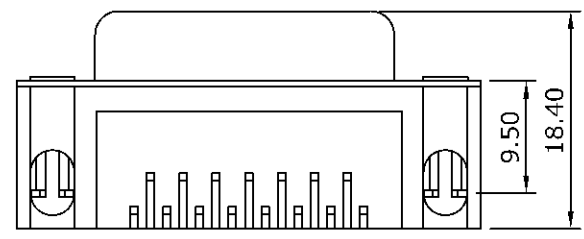
V	R	1	X	1	-	F	XX	1	X
D-SUB Type	Footprint 7.2mm	RoHS + P.B.T	Female	Fork Grounding	No. of Contacts	A: Jack Screw Insert, Height=4.8 B: Rivet C: Rivet & Jack Screw Attached D: Rivet & Jack Screw Insert, Height=4.8 E: Front Rivet #4-40+Jack Screw Insert, Height=4.8 F: Front Rivet M3+Jack Screw, Height=4.8			
Right Angle Type	G0: Gold Flash G1: Gold 3u" G2: Gold 5u" G3: Gold 10u" G4: Gold 15u" G5: Gold 30u"	S0: Selective Flash S1: Selective 3u" S2: Selective 5u" S3: Selective 10u" S4: Selective 15u" S5: Selective 30u"							



Positions	A	B	C	D
9	30.81	24.99	16.34	11.08
15	39.20	33.30	24.76	19.39
25	53.10	47.10	38.33	33.24
37	69.40	63.50	54.89	49.86



Recommended PCB THK=1.0~1.8mm
 (PCB TOLERANCE ±0.05)



				PART NO.	VR1X1-FXX1X	DATE	2008/01/12		
				DRAWING NO.	VR1X1-FXX1X	DRAWN	Andrew		
				CUSTOMER P/N		APPROVED	Brian		
REV.	DESCRIPTION	DATE	TITLE: D-SUB Right Angle Type Footprint 7.2mm	REV. A	TOLERANCE .X ±0.25 .XX ±0.20	SCALE	FREE	UNIT	mm