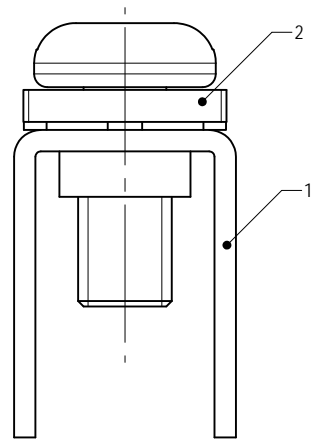
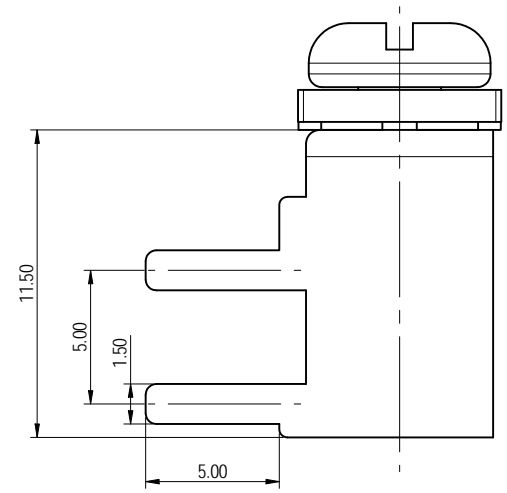
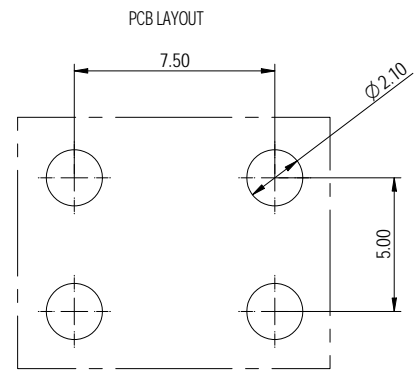
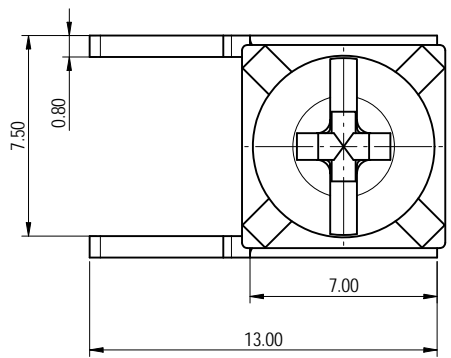


公差/General tolerances (mm)											D 0.1/10		
0	>3	>6	>10	>18	>30	>50	>80	>120	>180	>250		>315	>400
~	~	~	~	~	~	~	~	~	~	~	~	~	~
±0.12	±0.18	±0.22	±0.26	±0.31	±0.37	±0.57	±0.80	±0.93	±1.05	±1.15	±1.60	±2.20	±2.50



Note: The A&Z(H) in the name means: A(H) and Z(H).

ITEM	NAME OF PART	MATERIAL	NOTES
2	Screw	Steel	Ni Plated
1	Pin header	Copper alloy	Sn Plated
额定电流/Rated Current(A)		26	
螺丝扭矩/Torque Tightening(N.m/Lb.in)		M3.5, 0.8/7.02	
线径范围(硬线和软线)/Wire Range(rigid and flexible)(AWG)		18~14	
符合RoHS环保要求/Conform to RoHS		Yes	

<b>DEGSON</b>		MATERIAL:	SURFACE/COLOR:		
APPD: 蓝美凡	2023.05.17	MAT NO./REV:	/ 00	MAT STATUS: 批量	
CHKD: 曹利彬	2023.05.17	NAME: K15-00A&Z(H)			
DRFT: 孙科豪	2023.05.17	DRAWING NO.	TYPE	DRAWING STATUS	SCALE
A3		200194589	CUSTOMER DRAWING	已发布	1:1
REV		ECN	DESCRIPTION	DRFT	DATE

REV	ECN	DESCRIPTION	DRFT	DATE
00				

Transfer or duplication of this document as well as the utilization of its contents without the written consent of Degson Electronics Co., Ltd. is prohibited. All rights reserved for patent. 未经授权复制或传播本文件，以及未经许可使用其内容，均属于侵权行为。Degson Electronics Co., Ltd. 保留所有权利。未经许可，不得复制或传播本文件。