

# PC QUICK-FIT TERMINALS

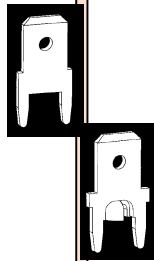
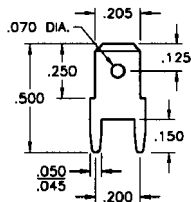
Designers' Choice



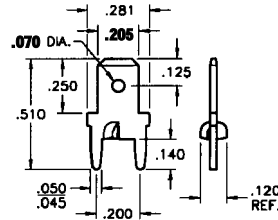
## .110/ .187/ .205/ .250 PC QUICK-FIT MALE TYPES



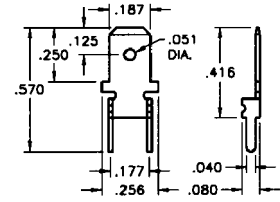
**.205 TAB**



**.205 TAB**



**.187 TAB**



CAT. NO.	MATERIAL	MTG. HOLES
1286	.020 Brass, Tin Plate	.046 Dia.
1213	.032 Brass, Tin Plate	.052 Dia.

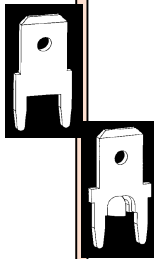
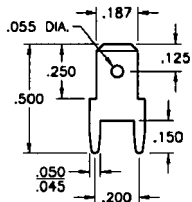
Sturdi-Mount

CAT. NO.	MATERIAL	MTG. HOLES
1286-ST	.020 Brass, Tin Plate	.046 Dia.
1213-ST	.032 Brass, Tin Plate	.052 Dia.

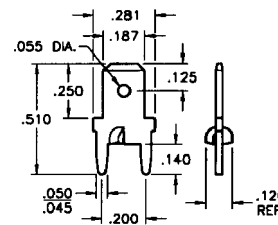
Sturdi-Mount

CAT. NO.	MATERIAL	MTG. HOLES
4900	.020 Brass, Tin Plate	.043 Dia.

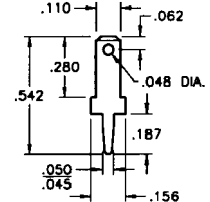
**.187 TAB**



**.187 TAB**



**.110 TAB**



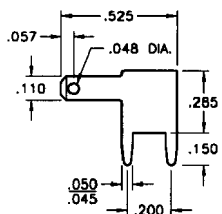
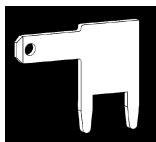
CAT. NO.	MATERIAL	MTG. HOLES
1285	.020 Brass, Tin Plate	.046 Dia.
1212	.032 Brass, Tin Plate	.052 Dia.

Sturdi-Mount

CAT. NO.	MATERIAL	MTG. HOLES
1285-ST	.020 Brass, Tin Plate	.046 Dia.
1212-ST	.032 Brass, Tin Plate	.052 Dia.

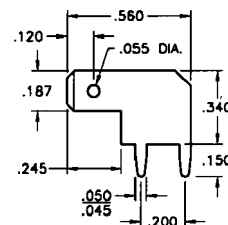
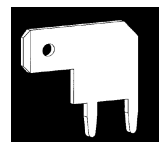
CAT. NO.	MATERIAL	MTG. HOLE
1267	.020 Brass, Tin Plate	.046 Dia.
1211	.032 Brass, Tin Plate	.052 Dia.

**.110 TAB**



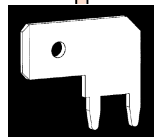
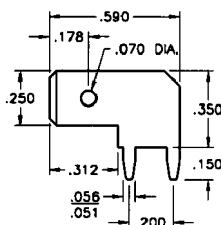
CAT. NO.	MATERIAL	MTG. HOLES
4903	.020 Brass, Tin Plate	.046 Dia.
4906	.032 Brass, Tin Plate	.052 Dia.

**.187 TAB**

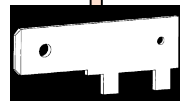
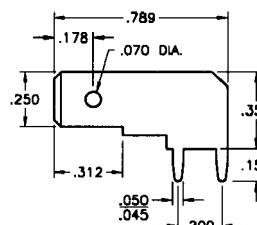


CAT. NO.	MATERIAL	MTG. HOLES
4904	.020 Brass, Tin Plate	.046 Dia.
4907	.032 Brass, Tin Plate	.052 Dia.

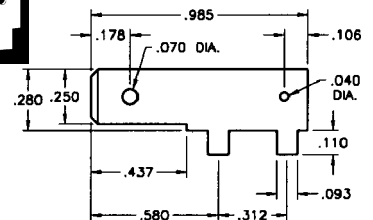
**.250 TAB**



**.250 TAB**



**.250 TAB**



CAT. NO.	MATERIAL	MTG. HOLES
4966	.032 Brass, Tin Plate	.056 Dia.

CAT. NO.	MATERIAL	MTG. HOLES
1266	.032 Brass, Tin Plate	.052 Dia.

CAT. NO.	MATERIAL	MTG. HOLES
1265	.032 Brass, Tin Plate	.106 Dia.