


## Euromas II | Enclosure, ABS



**ET 237**

**Order no.: 63237000**

\* = Available on request.

### Characteristics

#### Dimensions

200 x 120 x 92 mm

#### Colour of enclosure group

Light grey

#### Protection class

IP 65

#### NEMA

3

#### Enclosure Material


ABS, PC (UV stabilised); seal made of CR; for details see Technical Information

#### Scope of delivery

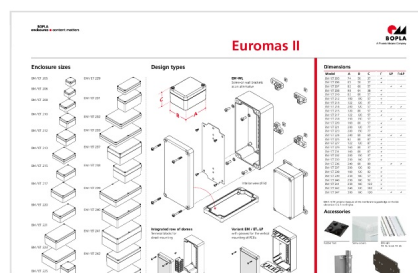
Lid and base, self-tapping coarse-pitch thread lid screws made of V2A

02.09.2024

### Product drawing



### Enclosure concept





## Note

Material shrinkage may result in ABS enclosures being approx. 0.1 – 0.25 % larger.

## Important!

---

To compensate for pressure when temperatures change and cause moisture in the enclosure, we recommend that you use a [pressure compensation](#) element.

In order to ensure that you can determine **the correct quantity of elements for your application**, we are providing you here with a DAE calculator.

[» Additional information](#)

## Technical documentation / Downloads

---

### Technical drawings

#### **3D product data in STEP format:**

63237000 ET-237.stp  
(6.0 MB)

#### **Drawing for mechanical processing:**

63237000 ET-237-G.dxf  
(2.5 MB)

**Milling contours are shown here as a DXF file. (Sub D, USB, HDMI, cable glands, ...)**

#### **Product drawing in PDF format:**

63237000 ET-237.pdf  
(92.4 KB)

#### **Product drawing in DXF format:**

63237000 ET-237.dxf  
(969.4 KB)

### Product information

#### **euomas-ii en.pdf**

(1.0 MB)

## Matching accessories

---



DIN rail acc. to DIN EN 60715 G 32

22321901

[TS 32.190.1](#)

For EM/ET 214, EM/ET 221-223,  
EM/ET 232, EM/ET 237, B 22130.



DIN rail acc. to DIN EN 60715 TH 15

22151901      **TS 15.190.1**      For EM/ET 214, EM/ET 221-223,  
EM/ET 232, EM/ET 237, BCD 200,  
B 2213..



DIN rail acc. to DIN EN 60715 TH 35

22351901      **TS 35.190.1**      For EM/ET 214, EM/ET 221-223,  
EM/ET 232, EM/ET 237, BCD 200,  
B 2213..



Mast mounting, stainless steel V2A, uncoated

96500122      **MH 122**  
96500220      **MH 220**



Mounting panels, laminated paper

22000700      **M M 221/237**      For EM/ET 221, EM/ET 237, M/T  
221, M/T 237



Rubber feet, self-adhesive

22009000      **GF**      Polyurethane, 65-75 Shore      Black



Screw covers

22080000      **EM-SA**



Wall brackets, screw-on at rear

22010000      **EM-WL**