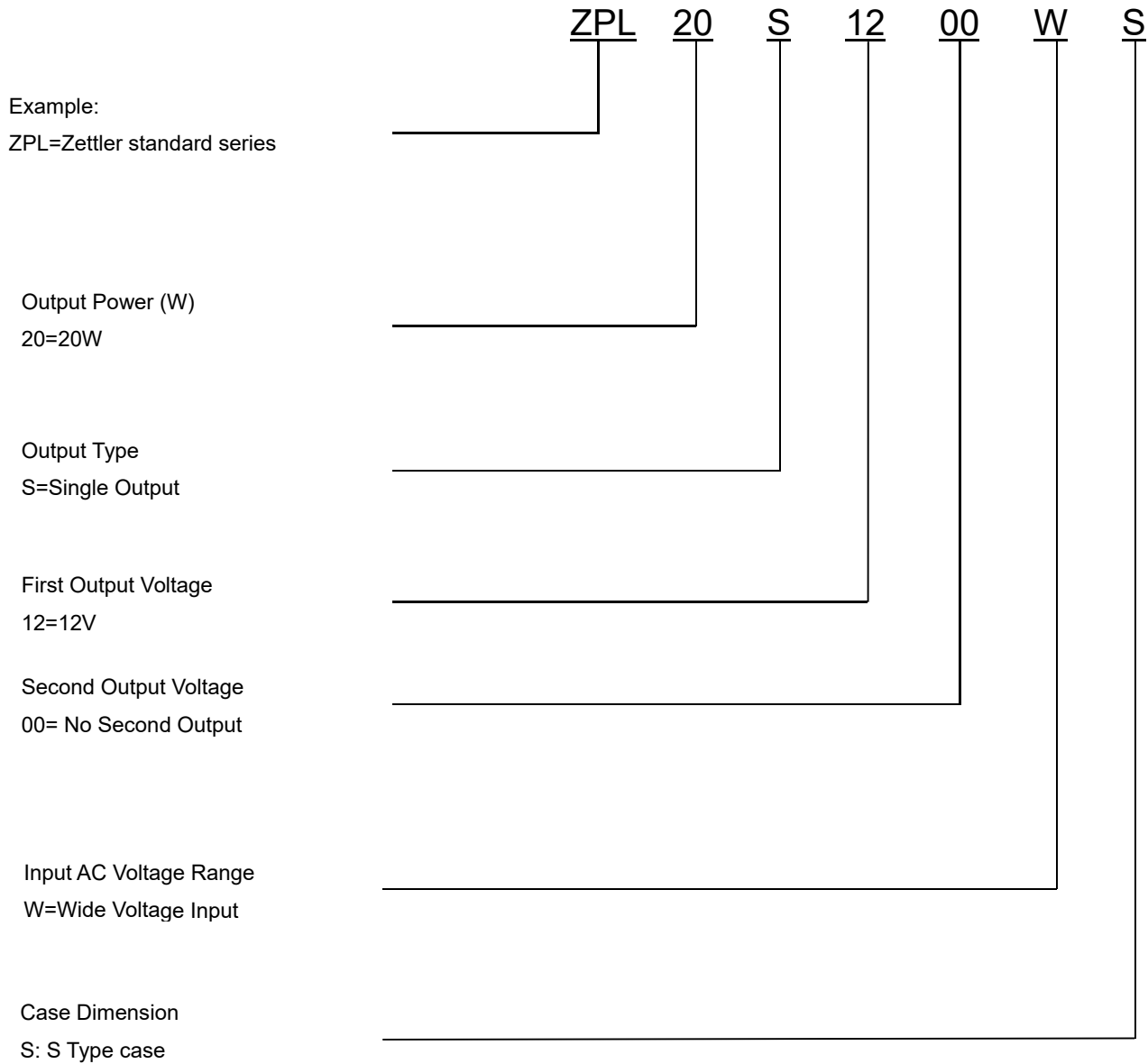





RoHS

ORDERING CODE



FEATURES

- PCB mounted switching Power module
- AC input voltage range: 90VAC-305VAC
- DC input voltage range: 120VDC-430VDC
- Ambient temperature range: -40°C~50°C
- Storage temperature range: -25°C~85°C
- Leakage current (input :264VAC): <0.3mA
- Isolation voltage: input –Output \geq 3600VAC 60S
- Insulation Resistance: Input –Output 500VDC \geq 100M Ohms
- MTBF: 300Khrs Min MIL-HDBK-217F (25°C)
- Compact size, easy installation, Surge L-N 2.5KV
- High efficiency low standby Power consumption, green environmental protection function
- Built-in output over current protection, over-voltage protection, short circuit protection
- Built-in EMI filter components, comply with the EN55032 class B standard
- Class II Construction 

APPLICATIONS

This series could be widely applied in the applications of harsh industrial, EV charger, Automotive etc.

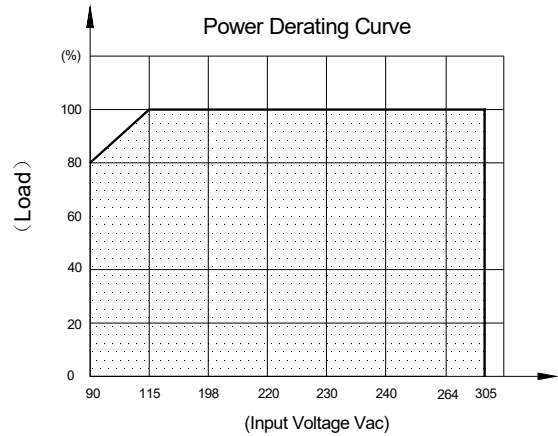
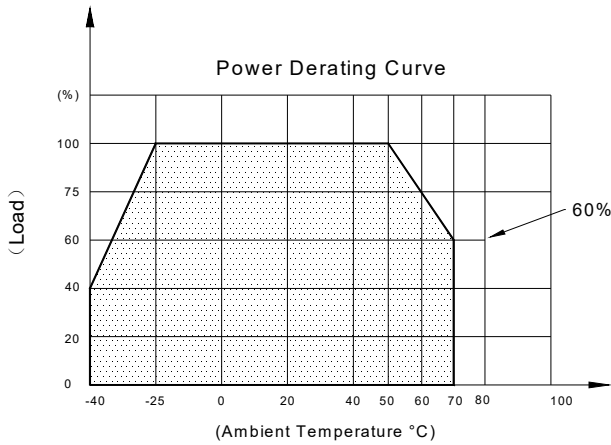
MODEL LIST

Model No.	Output Power	DC Voltage	Rated Current	Efficiency 230VAC, % Typ.	Ripple&Noise (max)	Ambient TEMP(°C)	Weight	Certificate		
								UL	TUV	CB
ZPL20S0500WS	20W	5Vdc	4000mA	80%	<200mV	50	78g	●	●	●
ZPL20S1200WS	20W	12Vdc	1670mA	85%	<200mV	50	78g	●	●	●
ZPL20S1500WS	20W	15Vdc	1330mA	85%	<200mV	50	78g	●	●	●
ZPL20S1800WS	20W	18Vdc	1110mA	85%	<200mV	50	78g	●	●	●
ZPL20S2400WS	20W	24Vdc	830mA	85%	<200mV	50	78g	●	●	●

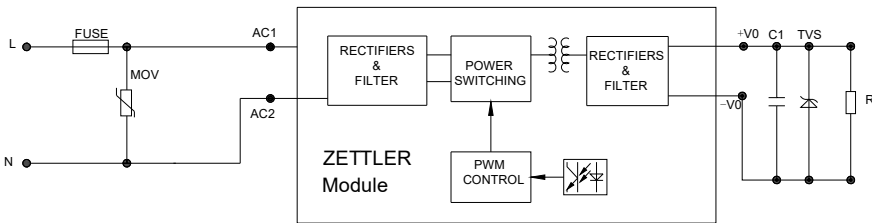
ELECTRICAL SPECIFICATION

Model No.		ZPL20SXX00WS		
Input	Rated Voltage	100-277VAC		
	Voltage Range	90-305VAC or 120-430VDC		
	Frequency (Hz)	47-63 Hz		
	Current (Full load)	115VAC	230VAC	277VAC
		400mA	300mA	250mA
	Inrush Current (<500us)	20A	40A	50A
	No Load Loss	0.3W Max @230VAC		
HOT PLUG	Unavailable			
Output	Voltage (V)	Refer to "Model List"		
	Current (mA) max.	Refer to "Model List"		
	Voltage Accuracy	±3%		
	Line Regulation	±0.5%		
	Load Regulation	±1%		
	Minimum Load (mA)	0		
	Ripple & Noise	Refer to "Model List"		
	Efficiency (typ.)	Refer to "Model List"		
	Start-up Time	3s		
	Hold up Time	76.9ms/230VAC ,13.6ms/115VAC		
Protection	Over Current Protection	Hiccup mode		
	Short Circuit Protection	Hiccup mode		
Environment	Operating Temperature	-40°C...+70°C (40% Load@-40°C) (reference to the power derating)		
	Operating Humidity	20~90% RH (No Condensing) at full load		
	Storage Temperature	-25°C~85°C		
	Storage Humidity	10~95% RH		
	Temperature Coefficient	±0.05%/°C (0~50°C)		
Physical	Case Material	Plastic (UL 94V-0 rated)		
	Weight	78g (ref.)		
Safety & EMC	Dielectric Strength	I/P-O/P : 3600VAC		
	Protection against electric shock	Class II construction <input type="checkbox"/>		
	Safety Standards	Compliance With EN62368-1, EN61558-2-16, Plastic materials in accordance with EN60335-1 clause 30		
	EMI	Compliance With EN55032 CLASS B, EN61000-3-2, EN61000-3-3	Need to add external EMC component (Refer to the Schematic)	
	EMS (Noise Immunity)	Compliance With EN 55035, Surge EN61000-4-5 (2.5KV, L-N)		
Reliability Requirement	MTBF	300Khrs Min MIL-HDBK-217F (25°C)		
	Burn-In Test	The unit shall be burned in for 2~4 hours under 277Vac input and with full load at normal temperature		

PRODUCT CHARACTERISTIC CURVE



TYPICAL APPLICATION SCHEMATIC



ITEM	MOV	FUSE
1~2W	14D561K	1A/300V Min
3-10W	14D561K	2A/300V Min
10~20W	14D561K	3.15A/300V Min

Note: External circuit components are only recommendations, customers should choose their own components and values according to their specific system application requirements.

MECHANICAL SPECIFICATION

