

Areas of application

- Extra small design for downlights, spotlights and other indoor luminaries
- Suitable for luminaires of protection classes I and II
- Suitable for indoor SELV installations

Technical data

Electrical data

| | |
|--|---------------------------|
| Nominal input voltage | 220...240 V |
| Mains frequency | 50/60 Hz |
| Input voltage AC | 198...264 V ¹⁾ |
| Nominal input current at 230 V | 0.04 A ²⁾ |
| Total harmonic distortion | < 15 % |
| Power factor λ | 0.58C...0.92C |
| Efficiency in full-load | 89 % ³⁾ |
| Device power loss | 0.9 W ⁴⁾ |
| Inrush current | 9.07 A ⁵⁾ |
| Max. ECG no. on circuit breaker 10 A (B) | 51 |
| Max. ECG no. on circuit breaker 16 A (B) | 81 |
| Surge capability (L-N) | 1 kV |
| Surge capability (L/N-Ground) | 2 kV ⁶⁾ |
| Protective conductor current | not relevant |
| Nominal output voltage | 30...40 V |
| U-OUT (working voltage) | 60 V |
| Nominal output current | 90/120/150/180 mA |
| Default output current | 180 mA |
| Output current tolerance | ±5 % |
| Output ripple current (100 Hz) | < 3 % |
| Output PSTLM | ≤1 |
| Output SVM | ≤0.4 |
| Nominal output power | 2.7...7.2 W |
| Maximum output power | 7.2 W |
| Galvanic isolation primary/secondary | SELV |

1) Safety voltage range

2) At full load, 230 V, 50 Hz

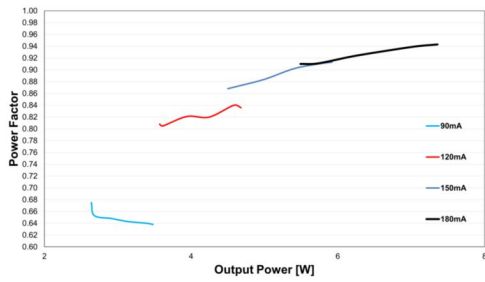
3) at 230 V, 50 Hz

4) At 230 V, Input power 8.1 W max.

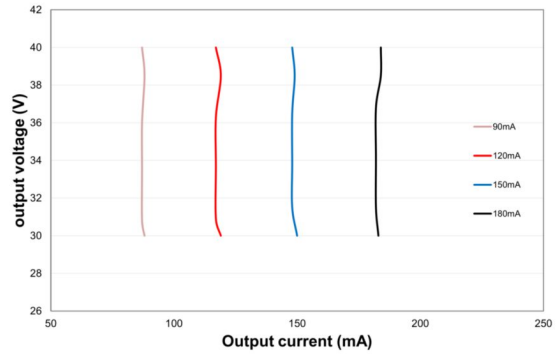
5) $t_{width} = 178 \mu s$ typical (measured at 50 % I_{peak})

6) L/N – PE acc to EN 61547 Clause 5.7

Typical Power Factor v Load

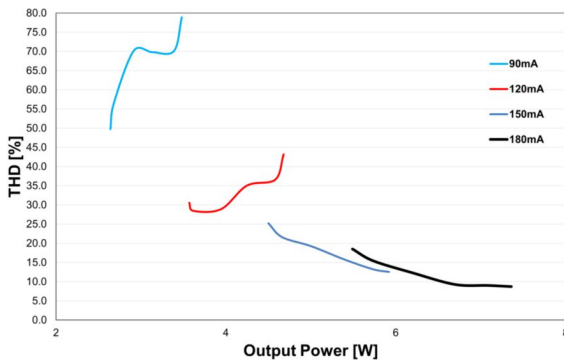


Operating Window



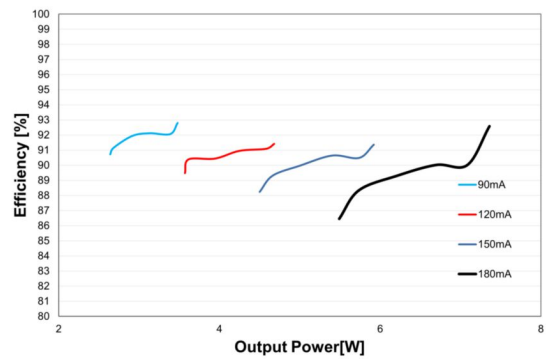
IT FIT 8 CS MINI Typical Power Factor vs. Load

Typical THD v Load



IT FIT 8 CS MINI Operating Window

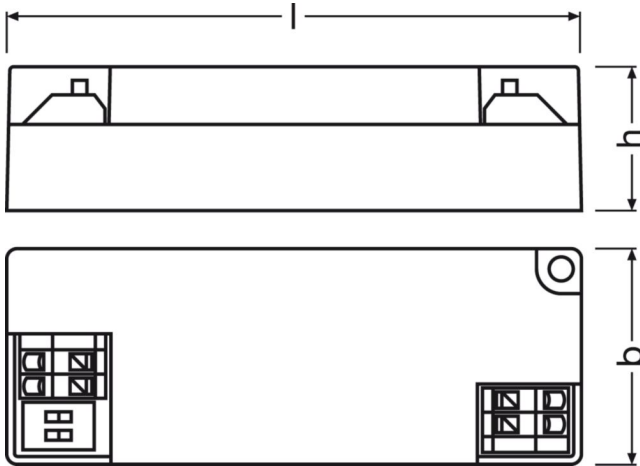
Typical Efficiency v Load 230 V 50 Hz



IT FIT 8 CS MINI Typical THD Vs Load

IT FIT 8 CS MINI Typical Efficiency vs. Load

Dimensions & weight



| | |
|---|---------------------------|
| Product weight | 45.00 g |
| Length | 80.0 mm |
| Width | 30.0 mm |
| Height | 20.0 mm |
| Mounting hole spacing, length | 78.4 mm |
| Mounting hole spacing, width | 28.4 mm |
| Cable cross-section, input side | 0.5...1.5 mm ² |
| Cable cross-section, output side | 0.5...1.5 mm ² |
| Wire preparation length, input side | 7...8 mm |
| Wire preparation length, output side | 7...8 mm |
| Cable/wire length, output side | 2000 mm |

Colors & materials

| | |
|------------------------|---------|
| Casing material | Plastic |
| Product color | White |

Temperatures & operating conditions

| | |
|---|---------------------|
| Ambient temperature range | -20...+60 °C |
| Maximum temperature at tc test point | 75 °C ¹⁾ |
| Max.housing temperature in case of fault | 110 °C |
| Temperature range at storage | -40...+85 °C |
| Permitted rel. humidity during operation | 5...95 % |

1) Measured on tc point indicated of the product label.

Lifespan

| | |
|---------------------|--------------------------------|
| ECG lifetime | 50000 / 100000 h ¹⁾ |
|---------------------|--------------------------------|

1) At maximum $T_c = 75^\circ\text{C}$ / 10% failure rate / At $T_c = 65^\circ\text{C}$ / 10% failure rate

Additional product data

| | |
|---------------------|----|
| Encapsulated | No |
|---------------------|----|

Capabilities

| | |
|---|----------------------|
| Programming interface | Dipswitch |
| Dimmable | No |
| Constant lumen function | No |
| Max. cable length to lamp/LED module | 2.0 m ¹⁾ |
| Suitable for fixtures with prot. class | I / II |
| Suitable for emergency lighting | No |
| EL CEAG STAR compatible | No |
| EL DC detection selectable | No |
| EL EOFi – default value | No |
| EL EOFi – rated value | No |
| EL Joker Voltage | No |
| EL stable current | No |
| EL switch-over time | No |
| Type of connection, input side | Push terminal |
| Type of connection, output side | Push terminal |
| Suitable for through-wiring | No |
| Number of channels | 1 |
| Overheating protection | Automatic reversible |
| Overload protection | Automatic reversible |
| Short-circuit protection | Automatic reversible |
| Intended for no-load operation | No |
| No-load proof | Yes |

1) Output wires must be routed as close as possible to each other

Programming

| | |
|------------------------|-----------|
| Programming device | DIPswitch |
| Tuner4TRONIC | No |
| Tuner4TRONIC Field App | No |
| Box programming | No |

Certificates & standards

| | |
|---------------------------|---|
| Approval marks – approval | CE / ENEC / CCC / RCM |
| Standards | IEC 61347-1 / IEC 61347-2-13 / IEC 62384 / CISPR 15 / IEC 61000-3-2 / IEC 61000-3-3 / IEC 61547 |
| Type of protection | IP20 |

Environmental information

| Information according Art. 33 of EU Regulation (EC) 1907/2006 (REACH) | |
|---|--|
| Date of Declaration | 31-03-2026 |
| Primary Article Identifier | 6937186133922 |
| Candidate List Substance 1 | Lead |
| CAS No. of substance 1 | 7439-92-1 |
| Safe Use Instruction | The identification of the Candidate List substance is sufficient to allow safe use of the article. |
| Declaration No. in SCIP database | a1fb8389-9943-4a51-baae-49da8a4eb9b5 |
| SCIP_ID | |

Ecodesign regulation information:

Intended for use with LED modules.

The forward voltage of the LED light source shall be within the defined operating window of the control gear in all operating conditions including dimming if applicable.

Separate control gear and light sources must be disposed of at certified disposal companies in accordance with Directive 2012/19/EU (WEEE) in the EU and with Waste Electrical and Electronic Equipment (WEEE) Regulations 2013 in the UK. For this purpose, collection points for recycling centres and take-back systems (CRSO) are available from retailers or private disposal companies, which accept separate control gear and light sources free of charge. In this way, raw materials are conserved and materials are recycled.

Download Data

| File | | |
|------------------|------------|--------------------------------------|
| CAD data 3-dim | Compressed | ▶ IT FIT 8 15 CS MINI CAD3PDF 081225 |
| CAD data | Compressed | ▶ IT FIT 8 15 CS MINI IGS 081225 |
| CAD data | Compressed | ▶ IT FIT 8 15 CS MINI STEP 081225 |
| User instruction | PDF | ▶ UI IT FIT CS MINI |

Logistical Data

| Product code | Product description | Packaging unit (Pieces/Unit) | Dimensions (length x width x height) | Volume | Gross weight |
|-------------------------------|---------------------------------|----------------------------------|--------------------------------------|----------------------|--------------|
| 6937186133922 INVENTRONICS | IT FIT 8/220-240/180 CS MINI | Shipping carton box 20 Pieces | 165 x 95 x 115 mm | 1.80 dm ³ | 48.25 g |

The mentioned product code describes the smallest quantity unit which can be ordered. One shipping unit can contain one or more single products. When placing an order, for the quantity please enter single or multiples of a shipping unit