


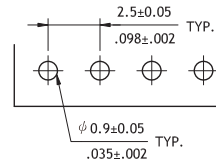
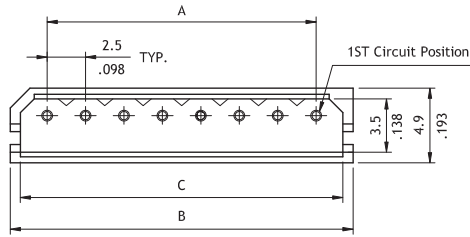
**CI25 Series 2.5mm(.098") Wire to Board Connectors DIP Headers**

- ⊙ With locking slot
- ⊙ Mate with CI25 housing
- ⊙ Insulator: Polyamide UL 94V-0 , Color Ivory
- ⊙ With Tin plated 0.7mm round pin

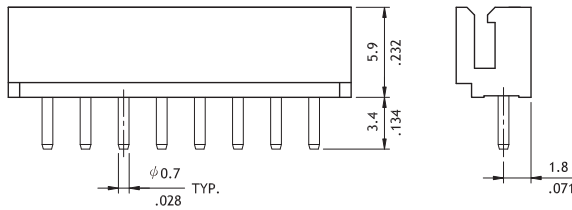
RoHS Compliant



**CI25\*\*P1V00-NH**

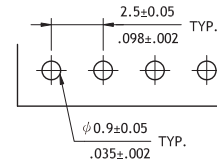
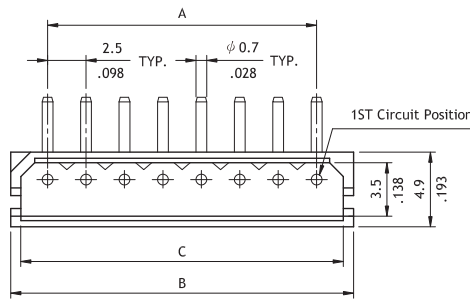


Recommended PCB Layout

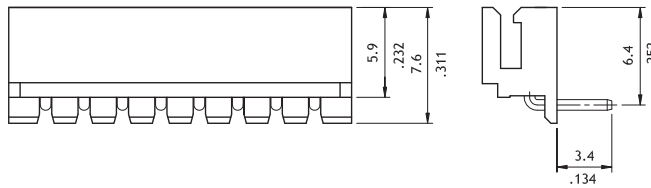


A = 2.5 x No. of Spaces  
 B = A + 5.0  
 C = A + 3.5

**CI25\*\*P1H00-NH**



Recommended PCB Layout



A = 2.5 x No. of Spaces  
 B = A + 5.0  
 C = A + 3.5

**Ordering Code**

① ② ③ ④ ⑤ ⑥ ⑦  
**CI25 12 P 1 V 00 - NH**

- ① Series No.
- ② No. of Circuits: 02 to 15
- ③ P = DIP Type
- ④ Plating Code:  
 1 = Matte Tin over Nickel
- ⑤ Type: V = Straight  
 H = Right Angle
- ⑥ Other Options:  
 00 = Standard  
 \*Special options consult manufacturer
- ⑦ Process: -LF = For Lead Free soldering process  
 -NH = For Lead Free soldering process and Halogen-Free