



# LL5817 THRU LL5819

## 肖特基二极管 Schottky Rectifier

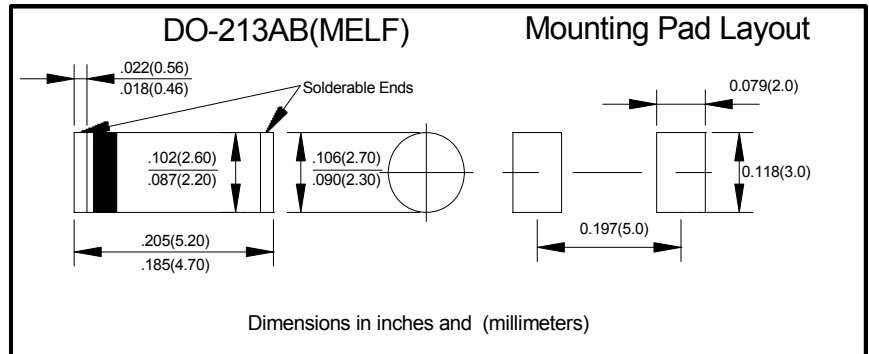
### ■ 特征 Features

- $I_o$  1.0A
- VRRM 20V-40V
- 耐正向浪涌电流能力强
- High surge current capability

### ■ 用途 Applications

- 整流用 Rectifier

### ■ 外形尺寸和印记 Outline Dimensions and Mark



### ■ 极限值 (绝对最大额定值)

#### • Limiting Values (Absolute Maximum Rating)

参数名称 Item	符号 Symbol	单位 Unit	条件 Conditions	LL58		
				17	18	19
反向重复峰值电压 Repetitive Peak Reverse Voltage	$V_{RRM}$	V		20	30	40
正向平均电流 Average Forward Current	$I_{F(AV)}$	A	正弦半波 60Hz, 电阻负载, $T_a=80^\circ\text{C}$ 60Hz Half-sine wave, Resistance load, $T_a=80^\circ\text{C}$	1.0		
正向 (不重复) 浪涌电流 Surge(Non-repetitive) Forward Current	$I_{FSM}$	A	正弦半波 60Hz, 一个周期, $T_a=25^\circ\text{C}$ 60Hz Half-sine wave, 1 cycle, $T_a=25^\circ\text{C}$	25		
结温 Junction Temperature	$T_J$	$^\circ\text{C}$		-55~+125		
储存温度 Storage Temperature	$T_{STG}$	$^\circ\text{C}$		-55 ~ +150		

### ■ 电特性 (Ta=25°C 除非另有规定)

#### Electrical Characteristics (Ta=25°C Unless otherwise specified)

参数名称 Item	符号 Symbol	单位 Unit	测试条件 Test Condition	最大值 Max		
				LL58		
正向峰值电压 Peak Forward Voltage	$V_{FM}$	V	$I_{FM}=1.0A$	17	18	19
				0.45	0.55	0.6
反向峰值电流 Peak Reverse Current	$I_{RRM1}$	mA	$V_{RM}=V_{RRM}$	$T_a=25^\circ\text{C}$	1.0	
	$I_{RRM2}$			$T_a=125^\circ\text{C}$	10	
热阻 (典型) Thermal Resistance(Typical)	$R_{\theta J-A}$	$^\circ\text{C}/\text{W}$	结和环境之间 Between junction and ambient	80		



■特性曲线（典型） Characteristics(Typical)

图1:正向电流降额曲线

FIG.1: FORWARD CURRENT DERATING CURVE

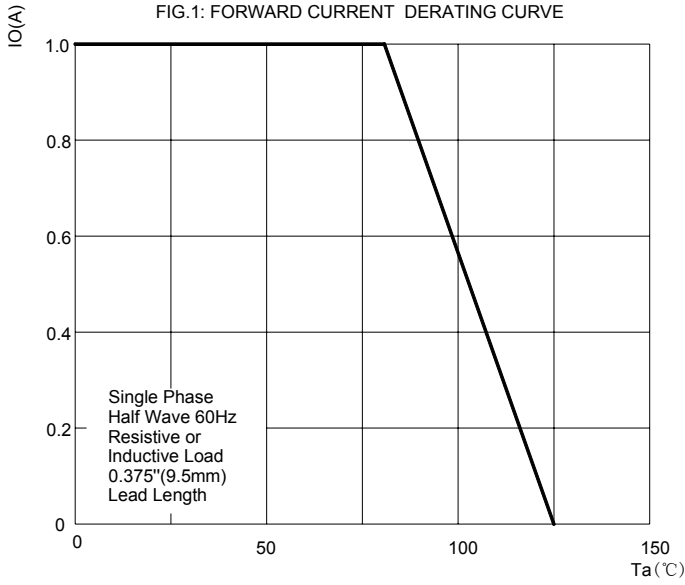


图2:最大正向浪涌冲击耐受力

FIG.2: MAXIMUM NON-REPETITIVE FORWARD SURGE CURRENT

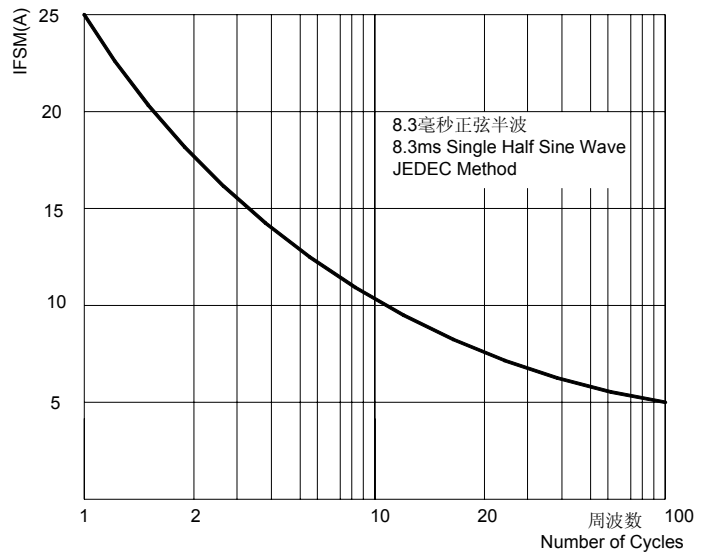


图3:典型正向特性曲线

FIG.3: TYPICAL FORWARD CHARACTERISTICS

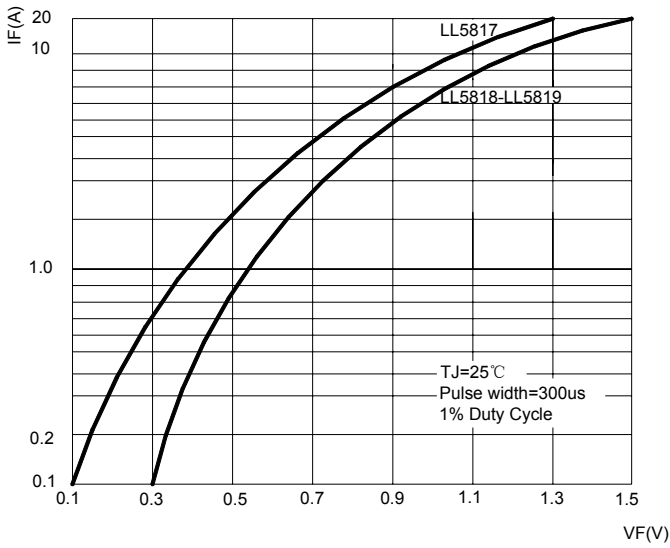


图4:典型反向特性曲线

FIG.4: TYPICAL REVERSE CHARACTERISTICS

