

BTSW-110-01-T-D



SNT-100-BK-T-H



MNT-120-BK-T



SNT-100-BK-G



BTMM-106-01-T-S



JL-400-25-T



(2,54mm) .100"

SNT, MNT, 2SN, SNM, PK, JL, BTMM, BTSW SERIES

SHUNTS & JUMPERS

SPECIFICATIONS

SNT

For complete specifications see www.samtec.com?SNT

Insulator Material: Glass Filled Polyester

Contact Material: Phosphor Bronze

Current Rating: 2.5A

Operating Temp Range: -40°C to +90°C

Contact Resistance: 5 mΩ max

Insertion Depth: (4,32mm) .170" min.

Lead Size accepted: (0,64mm) .025" SQ

Insertion Force: (Single contact only) 33oz (9,17N) average

Withdrawal Force: (Single contact only) 27oz (7,51N) average

RoHS Compliant: Yes



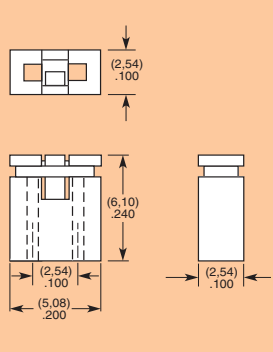
SNT

100

BODY COLOR

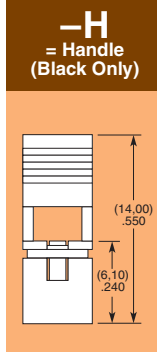
PLATING OPTION

HANDLE OPTION



- BK = Black
- OR = Orange
- RD = Red
- BL = Blue
- YW = Yellow

- G = 10μ" (0,25μm) Gold
- T = Tin



Note: Other Gold plating options available. Contact Samtec.

MNT

For complete specifications see www.samtec.com?MNT

Same as SNT except:

Current Rating: 2A @ 80°C ambient

Working Voltage: 675 VAC

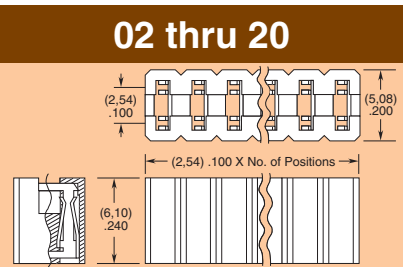
MNT

1

NO. OF POSITIONS

BODY COLOR

PLATING OPTION



- BK = Black
- G = 10μ" (0,25μm) Gold
- T = Tin

Note: Some lengths, styles and options are non-standard, non-returnable.

SNT/MNT mates with: TSW, MTSW, TLW, DW, EW, ZW, HW, TSM

2SN

For complete specifications see www.samtec.com?2SN

Same as SNT except:

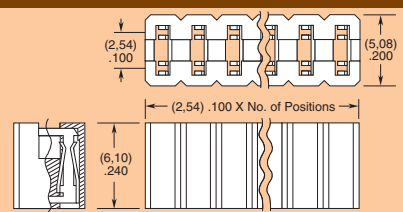
Insertion Depth: (2,29mm) .090" minimum

Lead Size accepted: (0,51mm) .020" SQ

2SN mates with: TMMH, TMM, MTMM, MMT, TW, LTMM, ZLTMM, TSH, EHT



02 thru 20



SNM

For complete specifications see www.samtec.com?SNM

Same as SNT except:

Contact Resistance: 10 mΩ max

Insertion Depth: (3,43mm) .135" minimum

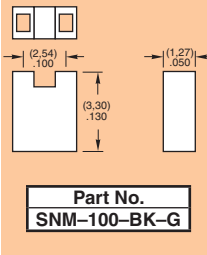
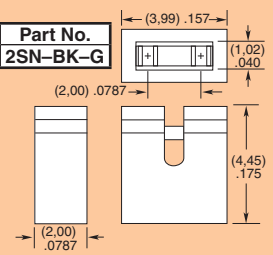
Lead Size accepted: (0,46mm) .018" SQ

SNM mates with: TMS, MTMS, DWM

2SN

SNM

PK



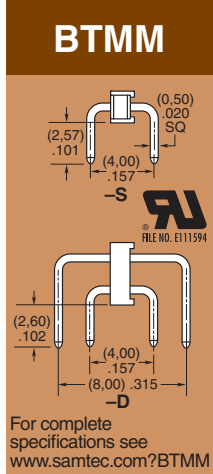
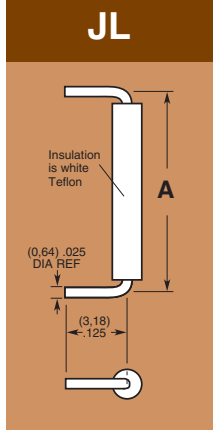
Part No.	A	B
PK-01-06	(0,64) .025 SQ	(5,84) .230
PK-01-07	(0,51) .020 SQ	(3,18) .125

Insulator Material: Natural Thermoplastic
Note: Order per wheel. 6 pins per wheel.

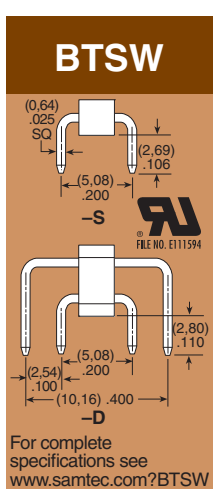
JL

For complete specifications see www.samtec.com?JL

Part No.	A
JL-100-25-T	(2,54) .100
JL-250-25-T	(6,35) .250
JL-300-25-T	(7,62) .300
JL-400-25-T	(10,16) .400
JL-500-25-T	(12,70) .500
JL-600-25-T	(15,24) .600
JL-1000-25-T	(25,40) 1.000



For complete specifications see www.samtec.com?BTMM



For complete specifications see www.samtec.com?BTSW

Due to technical progress, all designs, specifications and components are subject to change without notice.

WWW.SAMTEC.COM