



(0,80mm) .0315"

AW SERIES

AW-60-03-G-D-180-075

AW-10-03-G-D-130-175

AW-40-03-G-D-217-075

SMT MICRO BOARD STACKER

SPECIFICATIONS

For complete specifications and recommended PCB layouts see www.samtec.com?AW

Insulator Material:
Top: Black LCP
Bottom: Natural LCP



Terminal Material:
Phosphor Bronze

Plating:
Au over 50µ" (1,27µm) Ni

Current Rating:
.75A @ 80°C ambient

Operating Temp Range:
-55°C to +125°C

RoHS Compliant:
Yes

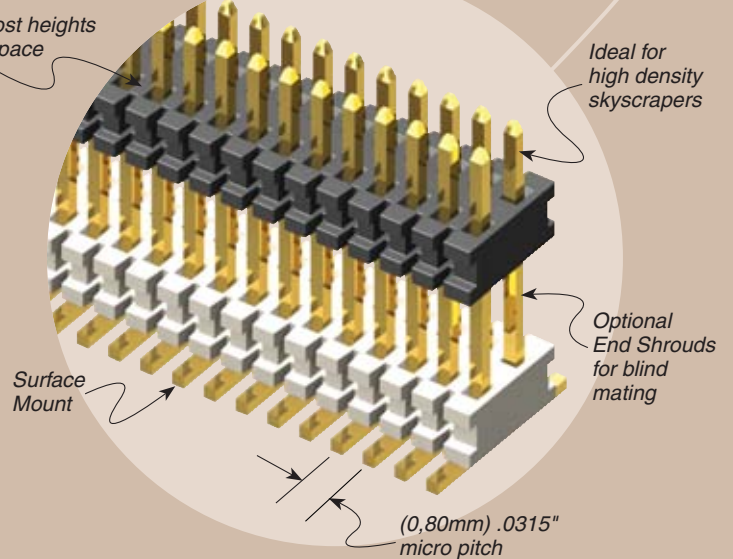
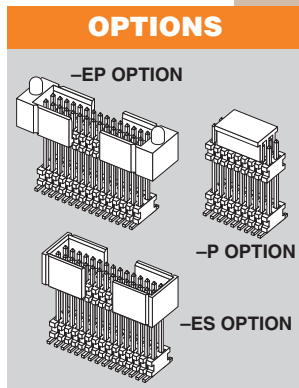
Processing:
Lead-Free Solderable:

Yes
SMT Lead Coplanarity:
(0,10mm) .004" max (05-40)
(0,15mm) .006" max (41-90)

Mates with:
CLE

Choice of post heights and board space

Ideal for high density skyscrapers



AW	NO. PINS PER ROW	03	PLATING OPTION	D	STACKER HEIGHT	POST HEIGHT	OPTION
----	------------------	----	----------------	---	----------------	-------------	--------

05 thru 90

-G = 10µ" (0,25µm) Gold

-“XXX” = Stacker Height (in inches) (3,09) .122" to (5,84) .230"
Example: -175 = (4,45mm) .175"

-“XXX” = Post Height (in inches) (1,91) .075" minimum
Example: -075 = (1,91mm) .075"

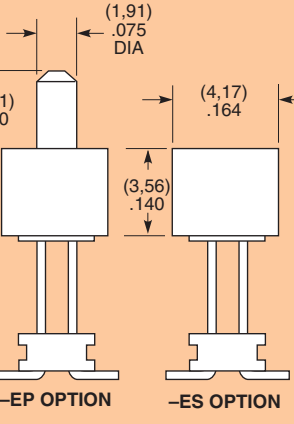
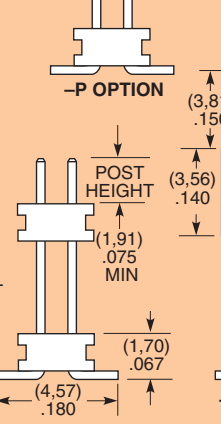
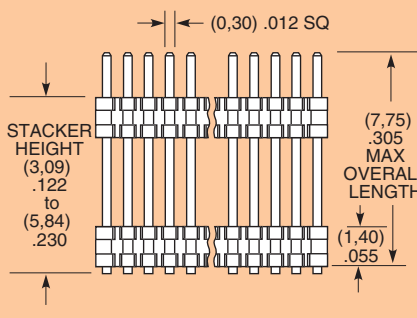
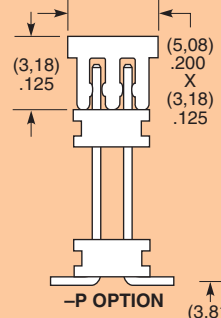
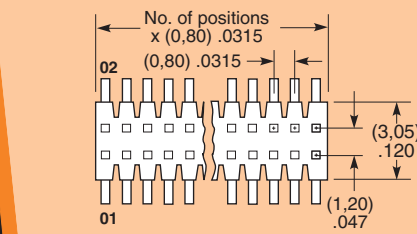
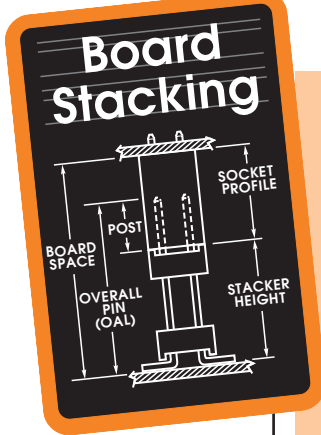
-ES = End Shroud 11 pins/row min. (-075 Post Height only)

-EP = End Shroud with Guide Post (-075 Post Height only) 11 pins/row min.

-A = Alignment Pin (4 positions min.) (Available for board stacks between (4,06) .160" to (5,84) .230") (Metal or plastic at Samtec discretion.)

-P = Pick & Place Pad (8 positions min.)

-TR = Tape & Reel (84 positions max.)



Note: Some lengths, styles and options are non-standard, non-returnable.

Due to technical progress, all designs, specifications and components are subject to change without notice.

WWW.SAMTEC.COM