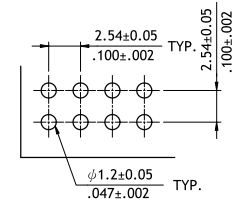
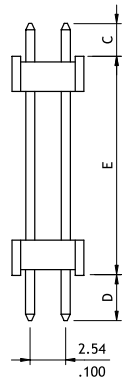
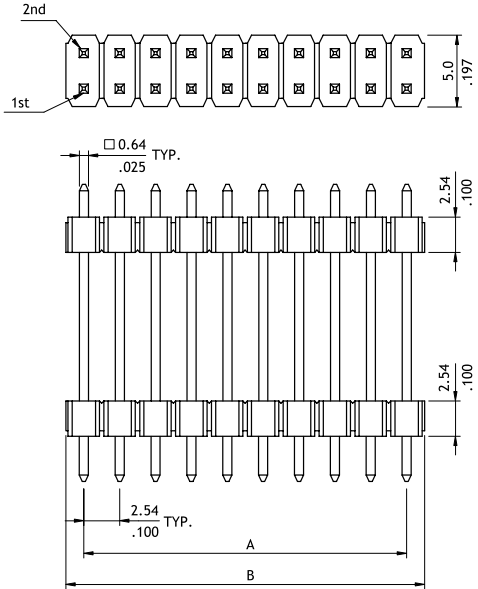
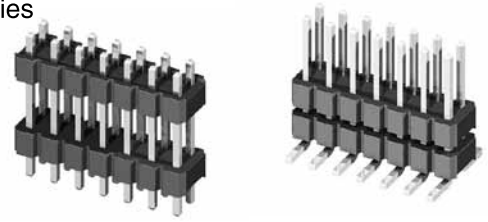


CH85 Series 2.54mm(.100") Dual Row Dual Bodies Pin Headers

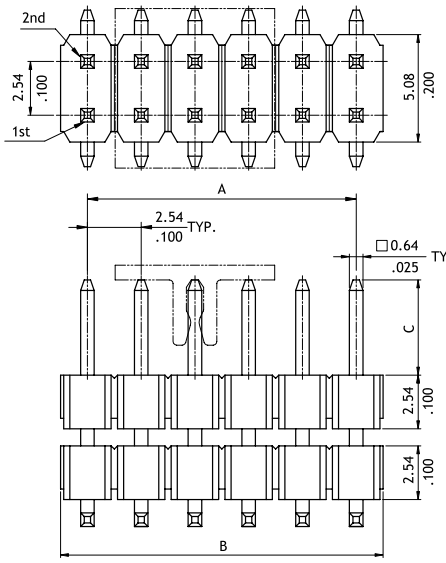
© Mates with CB82, CB83, CB85, CB87, CB91, CB94, CB96 and CB97 series



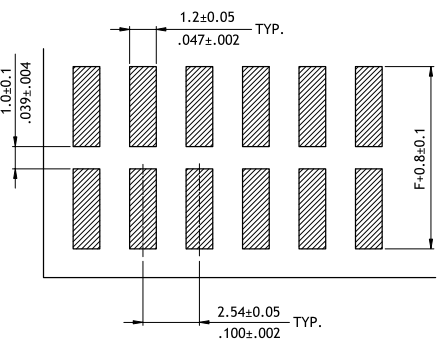
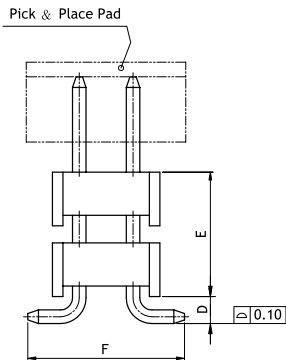
Recommended P.C. Board Layout

A = 2.54 x No. of Spaces
B = A + 2.36

Option Code	Pin Dimension		
	C	D	E
00	2.10(.083)	2.70(.106)	16.2(.638)
01	8.6(.339)	3.00(.118)	18.2(.717)
02	5.60(.220)	3.00(.118)	7.62(.300)
03	6.55(.258)	3.00(.118)	6.45(.254)
04	9.00(.354)	3.00(.118)	14.0(.551)
05	2.70(.106)	2.70(.106)	6.50(.256)



A = 2.54 x No. of Spaces
B = A + 2.36



Recommended P.C. Board Layout

Option Code	Pin Dimension			
	C	D	E	F
00	6.30(.248)	1.27(.050)	6.70(.263)	7.4(.291)
01	6.20(.244)	1.27(.050)	9.27(.365)	7.4(.291)
02	5.00(.197)	1.27(.050)	18.14(.714)	7.4(.291)

Ordering Code

1 **2** **3** **4** **5** **6** **7**
CH85 80 2 M 1 00-00

- 1** Series No.
- 2** Circuits: 04 to 80
- 3** Plating code: 2= Gold flash over Nickel
- 4** Tail Style: V= Straight DIP Type, M= Straight SMT Type
- 5** Insulator material & color: 1= Nylon 6T, Color Black (SMT), 2= PBT UL 94V-0, Color Black (DIP), A= Nylon 6T UL94V-0, Color Black (DIP)
- 6** Other options: 00= Standard
* See option code table
* Consult manufacturer for customized pin length
- 7** Packing: 00= Without Pick & Place Pad (Tube or PVC Tray), 0P= With Pick & Place Pad (Tape & Reel)
*Code 7 for SMT Type only