

P/N: KCSA02-102

SUPER BRIGHT GREEN

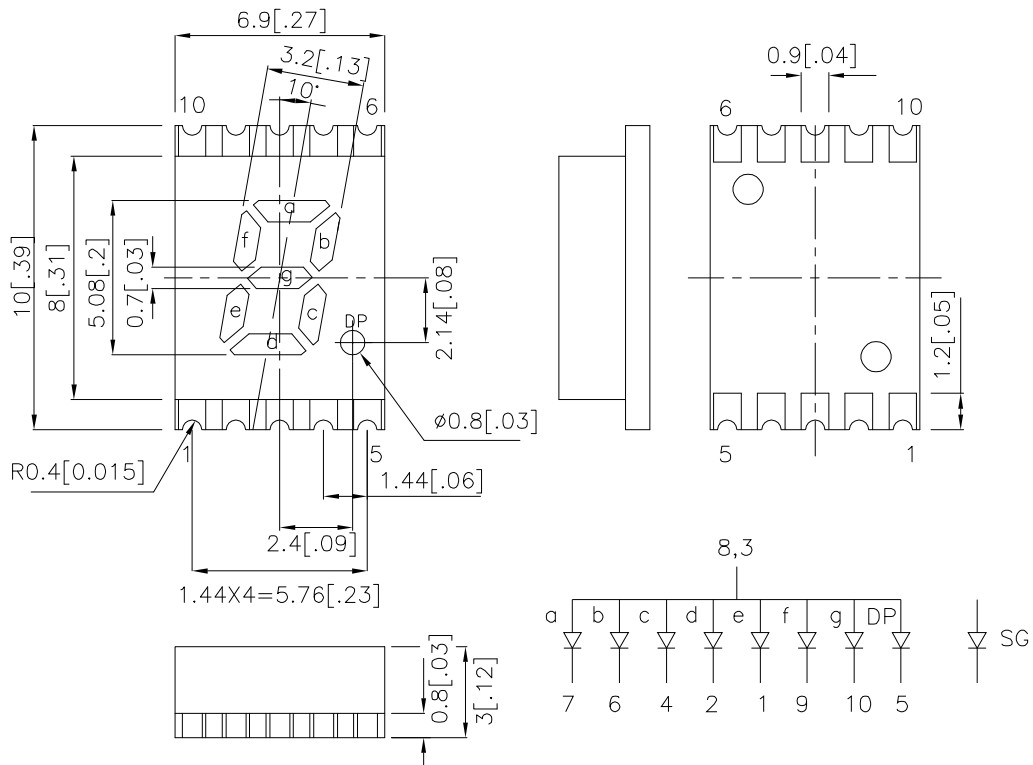
Features

- 0.2INCH DIGIT HEIGHT.
- LOW CURRENT OPERATION.
- EXCELLENT CHARACTER APPEARANCE.
- I.C. COMPATIBLE
- MECHANICALLY RUGGED.
- GRAY FACE,WHITE SEGMENT.
- PACKAGE : 650PCS / REEL.
- MOISTURE SENSITIVITY LEVEL : LEVEL 4.
- RoHS COMPLIANT.

Description

The Super Bright Green source color devices are made with Gallium Phosphide Green Light Emitting Diode.

Package Dimensions & Internal Circuit Diagram



Notes:

1. All dimensions are in millimeters (inches), Tolerance is $\pm 0.25(0.01)$ unless otherwise noted.
2. Specifications are subject to change without notice.
3. The gap between the reflector and PCB shall not exceed 0.25mm.

Selection Guide

| Part No. | Dice | Lens Type | Iv (ucd) [1] @ 10mA | | Description |
|------------|--------------------------|----------------|------------------------|-------|---------------------------------|
| | | | Min. | Typ. | |
| KCSA02-102 | SUPER BRIGHT GREEN (GaP) | WHITE DIFFUSED | 1900 | 10000 | Common Anode, Rt. Hand Decimal. |

Note:

1. Luminous Intensity / Luminous Flux: +/-15%.

Electrical / Optical Characteristics at TA=25°C

| Symbol | Parameter | Device | Typ. | Max. | Units | Test Conditions |
|-----------------------|--------------------------|--------------------|------|------|-------|-----------------|
| λ_{peak} | Peak Wavelength | Super Bright Green | 565 | | nm | IF=20mA |
| λ_D [1] | Dominant Wavelength | Super Bright Green | 568 | | nm | IF=20mA |
| $\Delta\lambda_{1/2}$ | Spectral Line Half-width | Super Bright Green | 30 | | nm | IF=20mA |
| C | Capacitance | Super Bright Green | 15 | | pF | VF=0V;f=1MHz |
| VF [2] | Forward Voltage | Super Bright Green | 2.2 | 2.5 | V | IF=20mA |
| IR | Reverse Current | Super Bright Green | | 10 | uA | VR = 5V |

Notes:

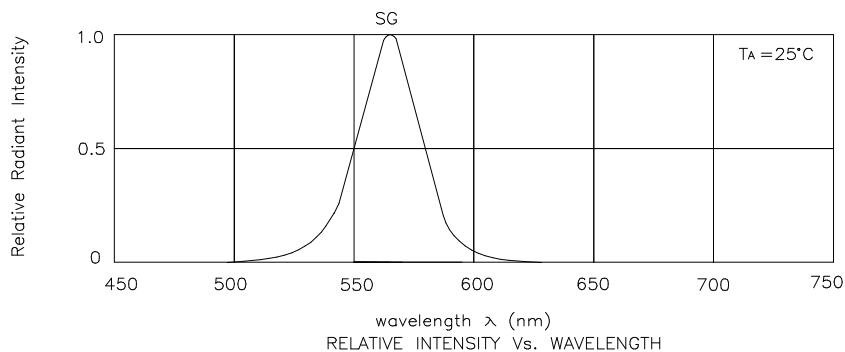
1. Wavelength: +/-1nm.
2. Forward Voltage: +/-0.1V.

Absolute Maximum Ratings at TA=25°C

| Parameter | Super Bright Green | Units |
|---------------------------------|--------------------|-------|
| Power dissipation | 62.5 | mW |
| DC Forward Current | 25 | mA |
| Peak Forward Current [1] | 140 | mA |
| Reverse Voltage | 5 | V |
| Operating / Storage Temperature | -40°C To +85°C | |

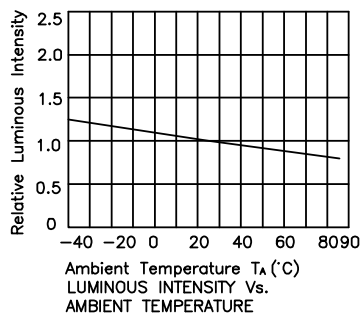
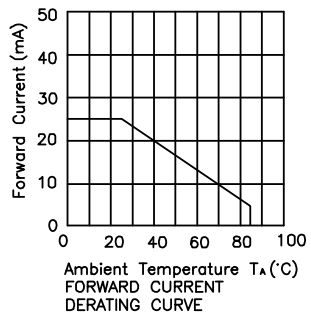
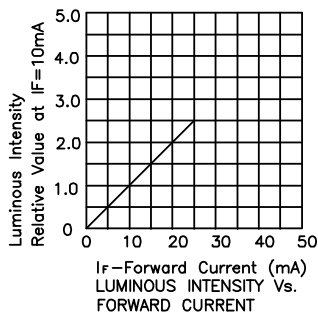
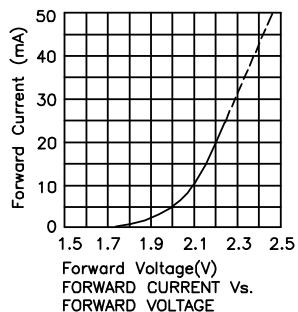
Note:

1. 1/10 Duty Cycle, 0.1ms Pulse Width.



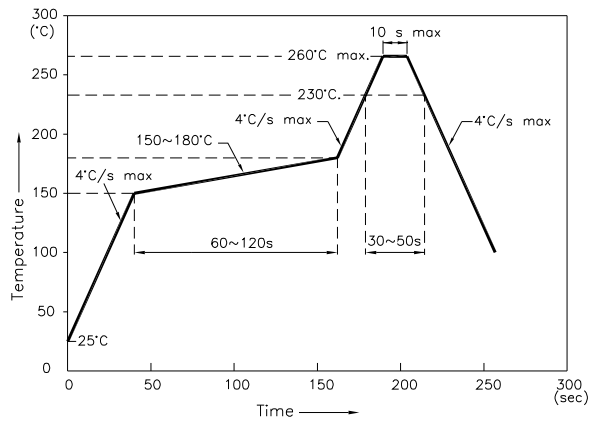
Super Bright Green

KCSA02-102



KCSA02-102

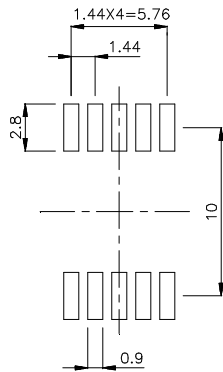
Reflow Soldering Profile For Lead-free SMT Process.



NOTES:

1. We recommend the reflow temperature $245^{\circ}\text{C} (+/-5^{\circ}\text{C})$. The maximum soldering temperature should be limited to 260°C .
2. Don't cause stress to the epoxy resin while it is exposed to high temperature.
3. Number of reflow process shall be 2 times or less.

Recommended Soldering Pattern (Units : mm)



Tape Specifications (Units : mm)

