

CHARIOTTE trolley for NEWBOX

CHARIOTTE conductive trolleys are ideal for efficient handling of tote boxes, circuit board carriers, cabinets and other parts handling containers.

The basic unit consists of two lateral support posts on a stable, wide based assembly. Steel shelves are adjustable in height, depth and tilt angle.

P370 shelf, without fittings, can accommodate one EURO 600x400 or two EURO 300x400 boxes.

In the table below are listed the parts forming the trolley shown left.

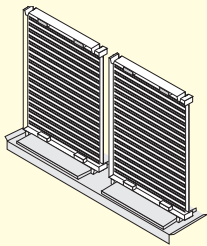
code	description	ref.	Qty.
8100.050	Stainless steel baseplate with castors	x	1
8100.054	Stainless steel lateral support post	H	
8100.055	Stainless steel lateral post with handle	K	2
8100.056	A4 document holder	J	
8100.065	P370 shelf 370x630mm	a	6 in figure
8100.066	P600 shelf 600x630mm		
	NEWBOX tote boxes (cat. page 22)		6 in figure

Load capacity for single shelf: 50Kg
Load capacity: 250Kg

CHARIOTTE trolley for LABERACK


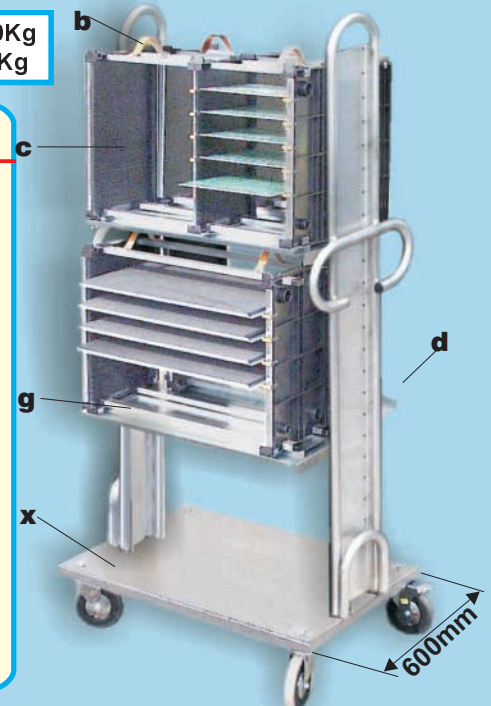
CHARIOTTE conductive trolley can be customized to carry Printed Circuit Boards or LABEFIX trays. The trolley shown in figure consists of four LABERACK carriers, securely housed on the two special double support shelves.

In the table below are listed the parts forming the trolley shown right



LABERACK housing on shelf

code	description	ref.	Qty.
8100.050	Stainless steel baseplate with conductive castors	x	1
8100.054	Stainless steel lateral support post	H	
8100.055	Stainless steel lateral post with handle	K	2
8100.056	A4 document holder	J	
8100.068	Double shelf for 2 LABERACK racks	d	2
7804.007	LABERACK wall	c	
7804.017	LABERACK intermediate wall		
7804.002	LABERACK aluminium bar (600mm length)	g	
7804.021	LABERACK handle for transport (rail fixing)	b	rack



CHARIOTTE trolley for I.C. dip tubes

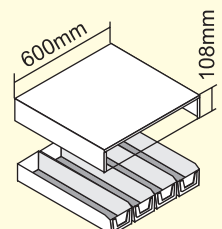
CHARIOTTE conductive trolley can be a movable and safe storage of integrated circuits in tubes.

Fast and easy to mount, simply placing the frames from the bottom, one upper other, and locking the building by means of the upper tie.

Two different bins are available: in injection moulded conductive Polypropylene and in extruded double wall conductive Polypropylene sheet (LABEPLAST) shipped flat.

In the table below are listed the parts forming the mobile dip tube storage cabinet, shown left.

code	description	ref.	Qty.
8100.050	Stainless steel baseplate with castors	x	1
8100.054	Stainless steel lateral support post	H	
8100.055	Stainless steel lateral post with handle	K	2
8100.058	Upper tie	w	1
8100.090	Frame for dip tube bin	e	14
7804.679	Dip tube conductive bin (Injection-molded)(4 per shelf)		56
7806.700	Dip tube conductive bin in LABEPLAST (shipped flat)(5 per shelf)		70




frame for bins

CHARIOTTE SMD reel holder



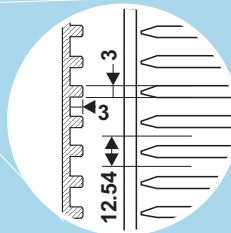
CHARIOTTE reel holder is designed to prepare and transport the SMD reels to the assembly area, and mainly to make the replacement of empty reels on the automatic machines. The capacity of the trolley is 4 shelves for reel size 330mm and 5 shelves for reel size 220mm. Steel shelves are adjustable in height, the mobile dividers help to compartmentalize the reels. Every shelf is provided with labels.



code	description	ref.	Qty.
8100.050	Stainless steel baseplate with castors. 600 x 760(L2) mm	x	
8100.049	Stainless steel baseplate with castors. 600 x 1130(L2) mm	Z	1
8100.054	Stainless steel lateral support post	H	
8100.055	Stainless steel lateral support post with handle	K	2
8100.056	A4 document holder	J	
8100.073	Double shelf for SMD reel support L1 = 630mm 29 slits for side. pitch 20mm		
8100.074	Double shelf for SMD reel support L1 = 1000mm 49 slits for side. pitch 20mm	M	3
8100.075P	Divider for SMD reels	N	

Load capacity for single shelf: 50Kg
Load capacity: 250Kg

PC BOARD STORAGE & TRANSPORT "LABECART"



A mobile PCBs' store, ideal for transporting work process and storing large quantities of board.

Adjustable panels with horizontal slides feature 12,54mm (1/2") spacing.

Made by stainless steel structure and conductive plastic panels.

84 slides per side, accepts boards or trays up to 9mm thickness.

Load capacity: 250Kg

8104.312
8104.318
8104.327
8104.325
8104.330
8104.695
8104.696

Stainless steel lateral support post pair
Stainless steel stud \varnothing 25x1000mm (n.6 each cart)
Side wall 1120x510mm / 84 rails
Intermediate wall 1120x510mm / 84 rails each side
Lower stainless steel shelf 660x1000mm
ESD wheel kit, \varnothing 125mm (2 with brake)
NON-ESD wheel kit, \varnothing 125mm (2 with brake)