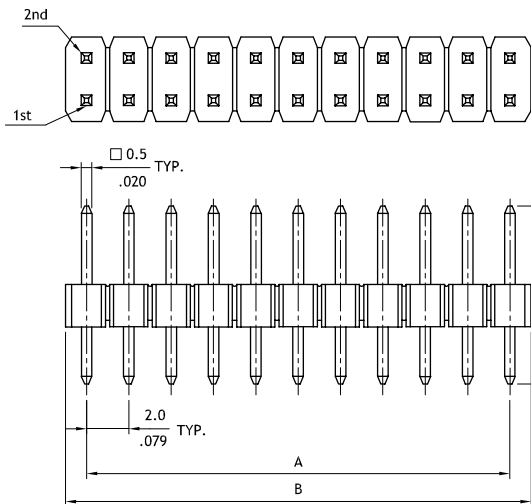
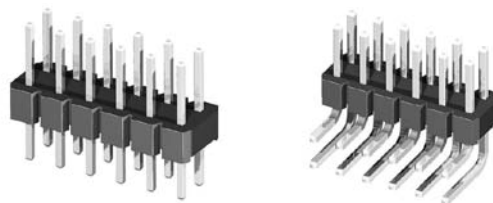


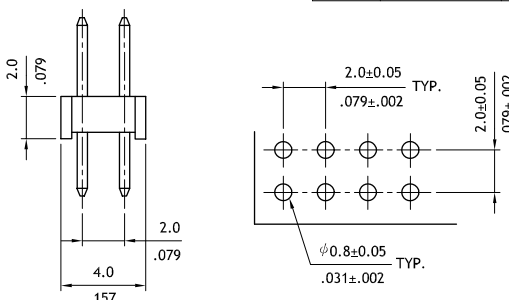
# CH71 Series 2.00mm(.079") Dual Row Pin Headers

- With standoff prevent flux wicking
- Mates with CB74, CB78 series

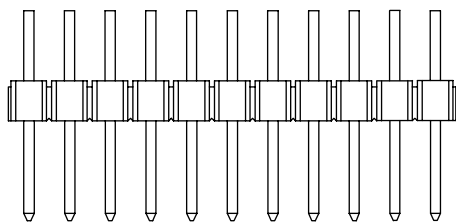


A = 2.0 x No. of Spaces  
 B = A + 2.0  
 Pin overall length 30.0mm max.

Option Code	Pin Dimension	
	C	D
00	3.9(.154)	2.8(.110)
01	6.8(.268)	3.0(.118)

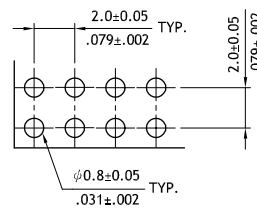
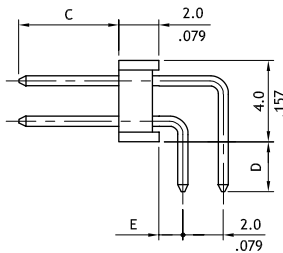
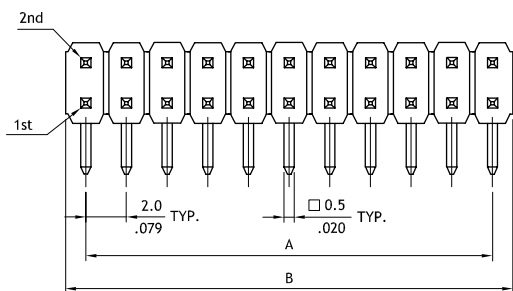


Recommended P.C. Board Layout



A = 2.0 x No. of Spaces  
 B = A + 2.0

Option Code	Pin Dimension		
	C	D	E
00	3.9(.154)	2.8(.110)	1.1(.043)
02	2.9(.114)	2.8(.110)	1.1(.043)



Recommended P.C. Board Layout

## Ordering Code

**1** **2** **3** **4** **5** **6**  
**CH71 80 2 V 1 00**

- 1** Series No.
- 2** Circuits:  
04 to 80
- 3** Plating code:  
2= Gold flash over Nickel
- 4** Tail Style:  
V= Straight DIP Type  
H= Right angle DIP Type
- 5** Color: 1=PBT, Color Black
- 6** Other options: 00= Standard  
\* See option code table  
\* Consult manufacturer for customized pin length