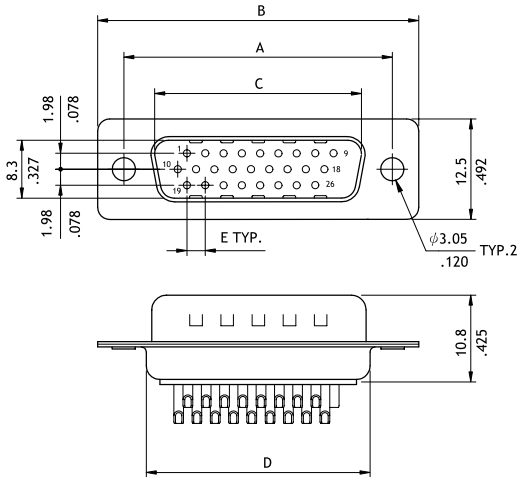


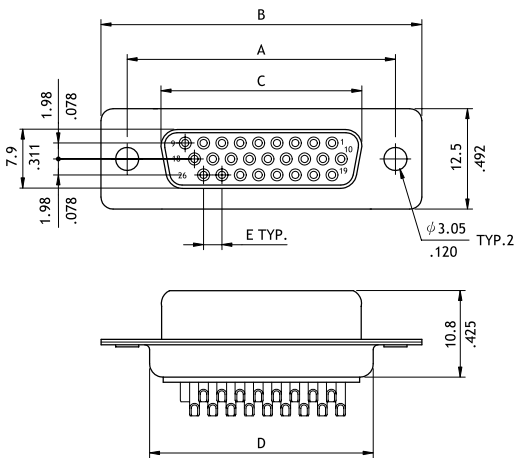
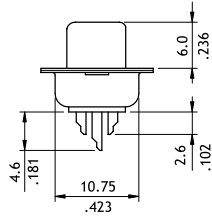
CD01 Series High Density Solder D-Sub

- ⊙ Mate with standard D-Sub
- ⊙ With metal shell and solder contacts
- ⊙ Riveted Hex nuts options available



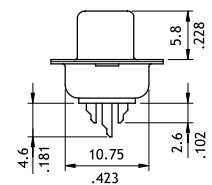
Plug Connector

Circuits	Dimension				
	A	B	C	D	E
15	25.0(.984)	30.8(1.213)	16.92(.666)	19.2(.756)	2.29(.090)
26	33.32(1.312)	39.2(1.543)	25.25(.994)	27.7(1.091)	2.29(.090)
44	47.04(1.852)	53.1(2.091)	38.96(1.534)	41.1(1.618)	2.29(.090)
62	63.5(2.500)	69.4(2.732)	55.42(2.182)	57.3(2.256)	2.41(.095)



Receptacle connector

Circuits	Dimension				
	A	B	C	D	E
15	25.0(.984)	30.8(1.213)	16.3(.642)	19.3(.760)	2.29(.090)
26	33.32(1.312)	39.2(1.543)	24.6(.969)	27.7(1.091)	2.29(.090)
44	47.04(1.852)	53.1(2.091)	38.3(1.508)	41.1(1.618)	2.29(.090)
62	63.5(2.500)	69.4(2.732)	54.8(2.157)	57.3(2.256)	2.41(0.95)



Ordering Code

1 2 3 4 5 6
CD 0 1 1 5 P A 1 0 0

- | | | |
|--|---|---|
| <p>1 Series No.</p> <p>2 Contacts:
15,26,44,62</p> <p>3 Connector type:
P= Plug
S= Receptacle</p> | <p>4 Plating code:
A= Selective Gold flash over Nickel
*Optional plating available but MOQ requested</p> <p>5 Insulator Color:
1= Black
* Optional insulator color consult manufacturer</p> | <p>6 Other options:
00= with ϕ3.05mm holes on shell(Standard)
A0= Riveted #4-40 UNC close nuts on front shell
B0= Riveted #4-40 UNC open nuts on front shell
C0= Riveted #4-40 UNC open nuts on rear shell
*Special options Consult manufacturer</p> |
|--|---|---|