


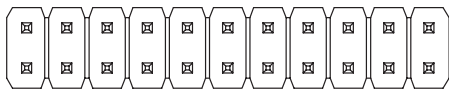
CH71 Series 2.00mm(.079") Dual Row Pin Headers

- With standoff prevent flux wicking
- Mates with CB74, CB78
- Lead Free soldering process available

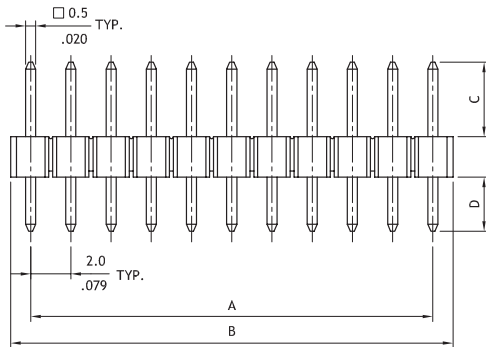
RoHS Compliant



:E159616

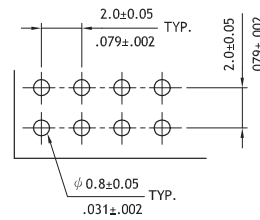
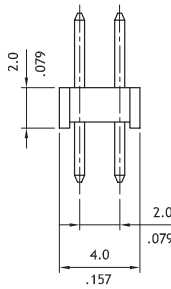


A = 2.0 x No. of Spaces
B = A + 2.0

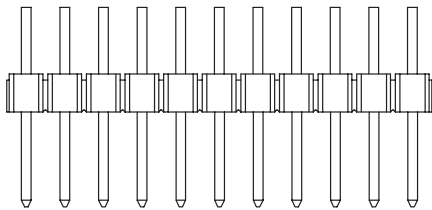


HN2X20-2.0

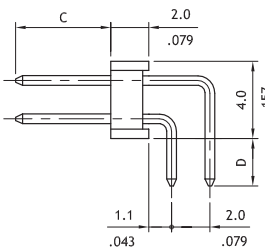
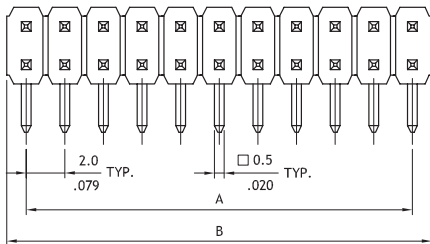
Option Code	Pin Dimension	
	C	D
00	3.9(.154)	2.8(.110)
01	6.8(.268)	3.0(.118)
02	3.5(.138)	3.3(.130)



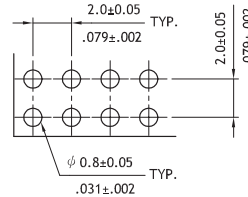
Recommended P.C. Board Layout



A = 2.0 x No. of Spaces
B = A + 2.0



Option Code	Pin Dimension	
	C	D
00	3.9(.154)	2.8(.110)
01	6.8(.268)	3.0(.118)
02	2.9(.114)	2.8(.110)



Recommended P.C. Board Layout

Ordering Code

1 CH **7** **1** **2** **4** **5** **6**
8 **0** **2** **V** **1** **00**

- 1** Series No.
2 Circuits:
04 to 80

- 3** Plating code:
2= Gold flash over Nickel
*Optional plating available but MOQ requested

- 4** Tail Style:
V= Vertical DIP Type
H= Right angle DIP Type

- 5** Color: 1= Black
6 Other options: 00= Standard

* See option code table
* Consult manufacturer for customized pin length