







Ratings

Model			HiBD125	HiBD63h	HiBD63-N
Figure					
Standard			IEC/EN60947-2	IEC/EN60898	IEC/EN60898
Number of poles (P)			1, 2, 3, 4, 1+N, 3+N	1, 2, 3, 4, 1+N, 3+N	1, 2, 3, 4, 1+N, 3+N
Rated current [In] (A)			63, 80, 100, 125	1,2,3,4,5,6,10,13,15,16,20,25,32,40,50,63	1,2,3,4,5,6,10,13,15,16,20,25,32,40,50,63
Rated insulation voltage [Ui] (V)			AC500	AC500	AC500
Rated operational voltage [Ue] (V)			AC240/415 ¹⁾	AC240/415 ¹⁾	AC240/415 ¹⁾
Rated impulse withstand voltage [Uimp] (kA)			5	4	4
Rated frequency (Hz)			50/60	50/60	50/60
Rated conditional short-circuit current (kA)			10	10	6
Rated short-circuit breaking capacity [Icu] (kA r.m.s.)	IEC60898	AC220/240V	10	10	6
		AC380V	10	10	6
		AC400/460V	10	10	6
	IEC60947-2	AC220/240V	15	15	10
		AC400/460V	15	15	10
		DC24V	30	30	20
		DC60V	15	15	10
		DC110V	15	15	10
	Ics (= % Icu)		75	75	100
Tripping characteristic (curve)			B, C, D	B, C, D	B, C, D
Durability (times)	Electrical		10,000	10,000	10,000
	Mechanical		20,000	20,000	20,000
	Operating frequency per hour		120	120	120
Protection degree			IP20	IP20	IP20
Pollution degree			3	3	3
Reference temperature for setting of thermal element (°C)			30	30	30
Ambient temperature (with daily average ≤ +35°C) (°C)			-25 to +55	-25 to +55	-25 to +55
Storage temperature (°C)			-40 to +70	-40 to +70	-40 to +70
Terminal size of top/bottom	for cable	IEC (mm ²)	50	16	16
		UL/CSA (AWG)	0	6	6
	for bus bar	IEC (mm ²)	50	16	16
		UL/CSA (AWG)	0	6	6
Tightening torque (Nm)			2.5	2.5	2.5
Mounting			35mm DIN-rail	35mm DIN-rail	35mm DIN-rail
Accessories	Auxiliary switch		○	○	○
	Trip alarm switch		○	○	○
	Auxiliary & Trip alarm switch		○	○	○
	Shunt trip		○	○	○
	Shunt trip & Auxiliary switch		○	○	○
	Under voltage trip		○	○	○
Weight (kg)	1P		0.16	0.09	0.09
	2P		0.32	0.19	0.19
	3P		0.48	0.29	0.29
	4P		0.64	0.38	0.38
	1P+N		0.32	0.19	0.19
	3P+N		0.64	0.38	0.38
Dimensions (mm) (W×H×D)	1P		26.7×80×73.5	17.5×80×73.5	17.5×80×73.8
	2P		53.4×80×73.5	35×80×73.5	35×80×73.8
	3P		80.1×80×73.5	52.5×80×73.5	52.5×80×73.8
	4P		106.9×80×73.5	70×80×73.5	70×80×73.8
	1P+N		53.4×80×73.5	35×80×73.5	35×80×73.8
	3P+N		106.9×80×73.5	70×80×73.5	70×80×73.8

※1) AC415V is not applicable for 1P and 1P+N breaker.

Model		HiBD63-NS	HiBD63-S	HiBD63-E	
Figure					
Standard		IEC/EN60898	IEC/EN60898	IEC/EN60898	
Number of poles (P)		1+N (1 pole size)	1, 2, 3, 4	1, 2, 3, 4	
Rated current [In] (A)		1,2,3,4,6,10,13,16,20,25,32,40	1,2,3,4,5,6,10,13,15,16,20,25,32,40	1,2,3,4,5,6,10,13,15,16,20,25,32,40	
Rated insulation voltage [Ui] (V)		AC500	AC500	AC500	
Rated operational voltage [Ue] (V)		AC240	AC240/415 ¹⁾	AC240/415 ¹⁾	
Rated impulse withstand voltage [Uimp] (kA)		3	4	4	
Rated frequency (Hz)		50/60	50/60	50/60	
Rated conditional short-circuit current (kA)		6 (1-25A), 4.5 (32-40A)	4.5	3	
Rated short-circuit breaking capacity [Icu] (kA r.m.s.)	IEC60898	AC220/240V	6 (1-25A), 4.5 (32-40A)	4.5	3
		AC380V	6 (1-25A), 4.5 (32-40A)	4.5	3
		AC400/460V	6 (1-25A), 4.5 (32-40A)	4.5	3
	IEC60947-2	AC220/240V	10	7.5	6
		AC400/460V	10	7.5	6
		DC24V	20	15	10
		DC60V	10	7.5	6
		DC110V	10	7.5	6
Ics (= % Icu)		100	100	100	
Tripping characteristic (curve)		B, C	B, C	B, C	
Durability (times)	Electrical	10,000	10,000	10,000	
	Mechanical	20,000	20,000	20,000	
	Operating frequency per hour	120	120	120	
Protection degree		IP20	IP20	IP20	
Pollution degree		3	3	3	
Reference temperature for setting of thermal element (°C)		30	30	30	
Ambient temperature (with daily average ≤ +35°C) (°C)		-25 to +55	-25 to +55	-25 to +55	
Storage temperature (°C)		-40 to +70	-40 to +70	-40 to +70	
Terminal size of top/bottom	for cable	IEC (mm ²)	10	16	16
		UL/CSA (AWG)	8	6	6
	for bus bar	IEC (mm ²)	10	16	16
		UL/CSA (AWG)	8	6	6
Tightening torque (Nm)		2.0	2.5	2.5	
Mounting		35mm DIN-rail	35mm DIN-rail	35mm DIN-rail	
Accessories	Auxiliary switch	○	○	○	
	Trip alarm switch	○	○	○	
	Auxiliary & Trip alarm switch	○	○	○	
	Shunt trip	○	○	○	
	Shunt trip & Auxiliary switch	○	○	○	
	Under voltage trip	○	○	○	
Weight (kg)	1P	-	0.09	0.09	
	2P	-	0.19	0.19	
	3P	-	0.29	0.29	
	4P	-	0.38	0.38	
	1P+N	0.1	-	-	
Dimensions (mm) (W×H×D)	1P	-	17.5×80×73.8	17.5×80×73.8	
	2P	-	35×80×73.8	35×80×73.8	
	3P	-	52.5×80×73.8	52.5×80×73.8	
	4P	-	70×80×73.8	70×80×73.8	
	1P+N	18×80×74	-	-	


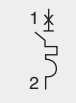


※ 1) AC415V is not applicable for 1P and 1P+N breaker.

HiBD63-N / 6kA 1-63A

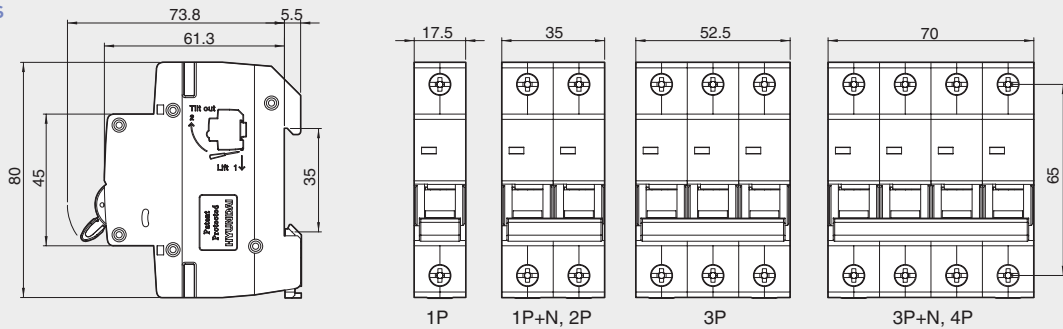
Standard Protection Specification	IEC/EN60898 overload, short-circuit 6kA at AC240/415V - AC240V (1P, 1P+N), AC240/415V - Ics = 100% Icu 1, 2, 3, 4, 5, 6, 10, 13, 15, 16, 20, 25, 32, 40, 50, 63A 1, 2, 3, 4, 1+N, 3+N pole B, C, D curve
Accessory	auxiliary switch, trip alarm switch, auxiliary & trip alarm switch, shunt trip, shunt trip & auxiliary switch, under voltage trip

■ Order information

HiBD63-N





Rating	Code			Unit (EA)	Category		
	B curve	C curve	D curve				
  6kA, 1P	1A	HiBD63-N 1PMBS0000C 00001	HiBD63-N 1PMCS0000C 00001	HiBD63-N 1PMDS0000C 00001	120	MCB	M7
	2A	HiBD63-N 1PMBS0000C 00002	HiBD63-N 1PMCS0000C 00002	HiBD63-N 1PMDS0000C 00002			
	3A	HiBD63-N 1PMBS0000C 00003	HiBD63-N 1PMCS0000C 00003	HiBD63-N 1PMDS0000C 00003			
	4A	HiBD63-N 1PMBS0000C 00004	HiBD63-N 1PMCS0000C 00004	HiBD63-N 1PMDS0000C 00004			
	5A	HiBD63-N 1PMBS0000C 00005	HiBD63-N 1PMCS0000C 00005	HiBD63-N 1PMDS0000C 00005			
	6A	HiBD63-N 1PMBS0000C 00006	HiBD63-N 1PMCS0000C 00006	HiBD63-N 1PMDS0000C 00006			
	10A	HiBD63-N 1PMBS0000C 00010	HiBD63-N 1PMCS0000C 00010	HiBD63-N 1PMDS0000C 00010			
	13A	HiBD63-N 1PMBS0000C 00013	HiBD63-N 1PMCS0000C 00013	HiBD63-N 1PMDS0000C 00013			
	15A	HiBD63-N 1PMBS0000C 00015	HiBD63-N 1PMCS0000C 00015	HiBD63-N 1PMDS0000C 00015			
	16A	HiBD63-N 1PMBS0000C 00016	HiBD63-N 1PMCS0000C 00016	HiBD63-N 1PMDS0000C 00016			
	20A	HiBD63-N 1PMBS0000C 00020	HiBD63-N 1PMCS0000C 00020	HiBD63-N 1PMDS0000C 00020			
	25A	HiBD63-N 1PMBS0000C 00025	HiBD63-N 1PMCS0000C 00025	HiBD63-N 1PMDS0000C 00025			
	32A	HiBD63-N 1PMBS0000C 00032	HiBD63-N 1PMCS0000C 00032	HiBD63-N 1PMDS0000C 00032			
	40A	HiBD63-N 1PMBS0000C 00040	HiBD63-N 1PMCS0000C 00040	HiBD63-N 1PMDS0000C 00040			
	50A	HiBD63-N 1PMBS0000C 00050	HiBD63-N 1PMCS0000C 00050	HiBD63-N 1PMDS0000C 00050			
63A	HiBD63-N 1PMBS0000C 00063	HiBD63-N 1PMCS0000C 00063	HiBD63-N 1PMDS0000C 00063				
  6kA, 2P	1A	HiBD63-N 2PMBS0000C 00001	HiBD63-N 2PMCS0000C 00001	HiBD63-N 2PMDS0000C 00001	60	MCB	M7
	2A	HiBD63-N 2PMBS0000C 00002	HiBD63-N 2PMCS0000C 00002	HiBD63-N 2PMDS0000C 00002			
	3A	HiBD63-N 2PMBS0000C 00003	HiBD63-N 2PMCS0000C 00003	HiBD63-N 2PMDS0000C 00003			
	4A	HiBD63-N 2PMBS0000C 00004	HiBD63-N 2PMCS0000C 00004	HiBD63-N 2PMDS0000C 00004			
	5A	HiBD63-N 2PMBS0000C 00005	HiBD63-N 2PMCS0000C 00005	HiBD63-N 2PMDS0000C 00005			
	6A	HiBD63-N 2PMBS0000C 00006	HiBD63-N 2PMCS0000C 00006	HiBD63-N 2PMDS0000C 00006			
	10A	HiBD63-N 2PMBS0000C 00010	HiBD63-N 2PMCS0000C 00010	HiBD63-N 2PMDS0000C 00010			
	13A	HiBD63-N 2PMBS0000C 00013	HiBD63-N 2PMCS0000C 00013	HiBD63-N 2PMDS0000C 00013			
	15A	HiBD63-N 2PMBS0000C 00015	HiBD63-N 2PMCS0000C 00015	HiBD63-N 2PMDS0000C 00015			
	16A	HiBD63-N 2PMBS0000C 00016	HiBD63-N 2PMCS0000C 00016	HiBD63-N 2PMDS0000C 00016			
	20A	HiBD63-N 2PMBS0000C 00020	HiBD63-N 2PMCS0000C 00020	HiBD63-N 2PMDS0000C 00020			
	25A	HiBD63-N 2PMBS0000C 00025	HiBD63-N 2PMCS0000C 00025	HiBD63-N 2PMDS0000C 00025			
	32A	HiBD63-N 2PMBS0000C 00032	HiBD63-N 2PMCS0000C 00032	HiBD63-N 2PMDS0000C 00032			
	40A	HiBD63-N 2PMBS0000C 00040	HiBD63-N 2PMCS0000C 00040	HiBD63-N 2PMDS0000C 00040			
	50A	HiBD63-N 2PMBS0000C 00050	HiBD63-N 2PMCS0000C 00050	HiBD63-N 2PMDS0000C 00050			
63A	HiBD63-N 2PMBS0000C 00063	HiBD63-N 2PMCS0000C 00063	HiBD63-N 2PMDS0000C 00063				

Dimensions



Order information




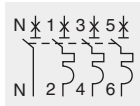
HiBD63-N

Rating	Code			Unit (EA)	Category		
	B curve	C curve	D curve				
  6kA, 3P	1A	HIBD63-N 3PMBS0000C 00001	HIBD63-N 3PMCS0000C 00001	HIBD63-N 3PMDS0000C 00001	40	MCB	M7
	2A	HIBD63-N 3PMBS0000C 00002	HIBD63-N 3PMCS0000C 00002	HIBD63-N 3PMDS0000C 00002			
	3A	HIBD63-N 3PMBS0000C 00003	HIBD63-N 3PMCS0000C 00003	HIBD63-N 3PMDS0000C 00003			
	4A	HIBD63-N 3PMBS0000C 00004	HIBD63-N 3PMCS0000C 00004	HIBD63-N 3PMDS0000C 00004			
	5A	HIBD63-N 3PMBS0000C 00005	HIBD63-N 3PMCS0000C 00005	HIBD63-N 3PMDS0000C 00005			
	6A	HIBD63-N 3PMBS0000C 00006	HIBD63-N 3PMCS0000C 00006	HIBD63-N 3PMDS0000C 00006			
	10A	HIBD63-N 3PMBS0000C 00010	HIBD63-N 3PMCS0000C 00010	HIBD63-N 3PMDS0000C 00010			
	13A	HIBD63-N 3PMBS0000C 00013	HIBD63-N 3PMCS0000C 00013	HIBD63-N 3PMDS0000C 00013			
	15A	HIBD63-N 3PMBS0000C 00015	HIBD63-N 3PMCS0000C 00015	HIBD63-N 3PMDS0000C 00015			
	16A	HIBD63-N 3PMBS0000C 00016	HIBD63-N 3PMCS0000C 00016	HIBD63-N 3PMDS0000C 00016			
	20A	HIBD63-N 3PMBS0000C 00020	HIBD63-N 3PMCS0000C 00020	HIBD63-N 3PMDS0000C 00020			
	25A	HIBD63-N 3PMBS0000C 00025	HIBD63-N 3PMCS0000C 00025	HIBD63-N 3PMDS0000C 00025			
	32A	HIBD63-N 3PMBS0000C 00032	HIBD63-N 3PMCS0000C 00032	HIBD63-N 3PMDS0000C 00032			
	40A	HIBD63-N 3PMBS0000C 00040	HIBD63-N 3PMCS0000C 00040	HIBD63-N 3PMDS0000C 00040			
	50A	HIBD63-N 3PMBS0000C 00050	HIBD63-N 3PMCS0000C 00050	HIBD63-N 3PMDS0000C 00050			
63A	HIBD63-N 3PMBS0000C 00063	HIBD63-N 3PMCS0000C 00063	HIBD63-N 3PMDS0000C 00063				
  6kA, 4P	1A	HIBD63-N 4PMBS0000C 00001	HIBD63-N 4PMCS0000C 00001	HIBD63-N 4PMDS0000C 00001	30	MCB	M7
	2A	HIBD63-N 4PMBS0000C 00002	HIBD63-N 4PMCS0000C 00002	HIBD63-N 4PMDS0000C 00002			
	3A	HIBD63-N 4PMBS0000C 00003	HIBD63-N 4PMCS0000C 00003	HIBD63-N 4PMDS0000C 00003			
	4A	HIBD63-N 4PMBS0000C 00004	HIBD63-N 4PMCS0000C 00004	HIBD63-N 4PMDS0000C 00004			
	5A	HIBD63-N 4PMBS0000C 00005	HIBD63-N 4PMCS0000C 00005	HIBD63-N 4PMDS0000C 00005			
	6A	HIBD63-N 4PMBS0000C 00006	HIBD63-N 4PMCS0000C 00006	HIBD63-N 4PMDS0000C 00006			
	10A	HIBD63-N 4PMBS0000C 00010	HIBD63-N 4PMCS0000C 00010	HIBD63-N 4PMDS0000C 00010			
	13A	HIBD63-N 4PMBS0000C 00013	HIBD63-N 4PMCS0000C 00013	HIBD63-N 4PMDS0000C 00013			
	15A	HIBD63-N 4PMBS0000C 00015	HIBD63-N 4PMCS0000C 00015	HIBD63-N 4PMDS0000C 00015			
	16A	HIBD63-N 4PMBS0000C 00016	HIBD63-N 4PMCS0000C 00016	HIBD63-N 4PMDS0000C 00016			
	20A	HIBD63-N 4PMBS0000C 00020	HIBD63-N 4PMCS0000C 00020	HIBD63-N 4PMDS0000C 00020			
	25A	HIBD63-N 4PMBS0000C 00025	HIBD63-N 4PMCS0000C 00025	HIBD63-N 4PMDS0000C 00025			
	32A	HIBD63-N 4PMBS0000C 00032	HIBD63-N 4PMCS0000C 00032	HIBD63-N 4PMDS0000C 00032			
	40A	HIBD63-N 4PMBS0000C 00040	HIBD63-N 4PMCS0000C 00040	HIBD63-N 4PMDS0000C 00040			
	50A	HIBD63-N 4PMBS0000C 00050	HIBD63-N 4PMCS0000C 00050	HIBD63-N 4PMDS0000C 00050			
63A	HIBD63-N 4PMBS0000C 00063	HIBD63-N 4PMCS0000C 00063	HIBD63-N 4PMDS0000C 00063				

HiBD63-N / 6kA 1-63A

■ Order information

HiBD63-N

Rating	Code			Unit (EA)	Category		
	B curve	C curve	D curve				
  6kA, 1P+N	1A	HIBD63-N 1NMBS0000C 00001	HIBD63-N 1NMCS0000C 00001	HIBD63-N 1NMDS0000C 00001	60	MCB	M7
	2A	HIBD63-N 1NMBS0000C 00002	HIBD63-N 1NMCS0000C 00002	HIBD63-N 1NMDS0000C 00002			
	3A	HIBD63-N 1NMBS0000C 00003	HIBD63-N 1NMCS0000C 00003	HIBD63-N 1NMDS0000C 00003			
	4A	HIBD63-N 1NMBS0000C 00004	HIBD63-N 1NMCS0000C 00004	HIBD63-N 1NMDS0000C 00004			
	5A	HIBD63-N 1NMBS0000C 00005	HIBD63-N 1NMCS0000C 00005	HIBD63-N 1NMDS0000C 00005			
	6A	HIBD63-N 1NMBS0000C 00006	HIBD63-N 1NMCS0000C 00006	HIBD63-N 1NMDS0000C 00006			
	10A	HIBD63-N 1NMBS0000C 00010	HIBD63-N 1NMCS0000C 00010	HIBD63-N 1NMDS0000C 00010			
	13A	HIBD63-N 1NMBS0000C 00013	HIBD63-N 1NMCS0000C 00013	HIBD63-N 1NMDS0000C 00013			
	15A	HIBD63-N 1NMBS0000C 00015	HIBD63-N 1NMCS0000C 00015	HIBD63-N 1NMDS0000C 00015			
	16A	HIBD63-N 1NMBS0000C 00016	HIBD63-N 1NMCS0000C 00016	HIBD63-N 1NMDS0000C 00016			
	20A	HIBD63-N 1NMBS0000C 00020	HIBD63-N 1NMCS0000C 00020	HIBD63-N 1NMDS0000C 00020			
	25A	HIBD63-N 1NMBS0000C 00025	HIBD63-N 1NMCS0000C 00025	HIBD63-N 1NMDS0000C 00025			
	32A	HIBD63-N 1NMBS0000C 00032	HIBD63-N 1NMCS0000C 00032	HIBD63-N 1NMDS0000C 00032			
	40A	HIBD63-N 1NMBS0000C 00040	HIBD63-N 1NMCS0000C 00040	HIBD63-N 1NMDS0000C 00040			
	50A	HIBD63-N 1NMBS0000C 00050	HIBD63-N 1NMCS0000C 00050	HIBD63-N 1NMDS0000C 00050			
	63A	HIBD63-N 1NMBS0000C 00063	HIBD63-N 1NMCS0000C 00063	HIBD63-N 1NMDS0000C 00063			
	  6kA, 3P+N	1A	HIBD63-N 3NMBS0000C 00001	HIBD63-N 3NMCS0000C 00001			
2A		HIBD63-N 3NMBS0000C 00002	HIBD63-N 3NMCS0000C 00002	HIBD63-N 3NMDS0000C 00002			
3A		HIBD63-N 3NMBS0000C 00003	HIBD63-N 3NMCS0000C 00003	HIBD63-N 3NMDS0000C 00003			
4A		HIBD63-N 3NMBS0000C 00004	HIBD63-N 3NMCS0000C 00004	HIBD63-N 3NMDS0000C 00004			
5A		HIBD63-N 3NMBS0000C 00005	HIBD63-N 3NMCS0000C 00005	HIBD63-N 3NMDS0000C 00005			
6A		HIBD63-N 3NMBS0000C 00006	HIBD63-N 3NMCS0000C 00006	HIBD63-N 3NMDS0000C 00006			
10A		HIBD63-N 3NMBS0000C 00010	HIBD63-N 3NMCS0000C 00010	HIBD63-N 3NMDS0000C 00010			
13A		HIBD63-N 3NMBS0000C 00013	HIBD63-N 3NMCS0000C 00013	HIBD63-N 3NMDS0000C 00013			
15A		HIBD63-N 3NMBS0000C 00015	HIBD63-N 3NMCS0000C 00015	HIBD63-N 3NMDS0000C 00015			
16A		HIBD63-N 3NMBS0000C 00016	HIBD63-N 3NMCS0000C 00016	HIBD63-N 3NMDS0000C 00016			
20A		HIBD63-N 3NMBS0000C 00020	HIBD63-N 3NMCS0000C 00020	HIBD63-N 3NMDS0000C 00020			
25A		HIBD63-N 3NMBS0000C 00025	HIBD63-N 3NMCS0000C 00025	HIBD63-N 3NMDS0000C 00025			
32A		HIBD63-N 3NMBS0000C 00032	HIBD63-N 3NMCS0000C 00032	HIBD63-N 3NMDS0000C 00032			
40A		HIBD63-N 3NMBS0000C 00040	HIBD63-N 3NMCS0000C 00040	HIBD63-N 3NMDS0000C 00040			
50A		HIBD63-N 3NMBS0000C 00050	HIBD63-N 3NMCS0000C 00050	HIBD63-N 3NMDS0000C 00050			
63A		HIBD63-N 3NMBS0000C 00063	HIBD63-N 3NMCS0000C 00063	HIBD63-N 3NMDS0000C 00063			