

# Dipped Radial Ceramic Capacitors

## Mid Voltage FK Series

Conformity to RoHS Directive

### FEATURES

- Due to the technological progress in creating thinner layers of ceramic dielectric and achieving multilayer lamination, this product provides large electrostatic capacity.
- It maintains a high level of reliability under specified environmental conditions.
- Its residual inductance is small and it provides good frequency characteristics.
- The leads are formed with a "kink" to achieve consistent insertion heights and facilitate the release of gases during soldering for dramatically improved solderability.
- Also available are products that meet taping specifications for automatic insertions, which contribute to reducing on-board costs.

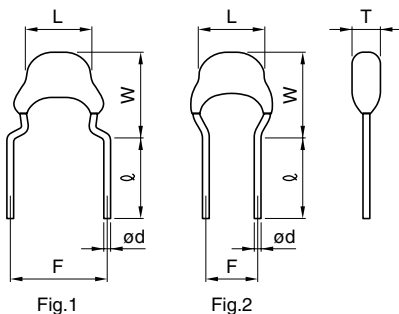
### PRODUCT IDENTIFICATION

FK 28 COG 1H 101 J □□□□

(1) (2) (3) (4) (5) (6) (7)

(1) Series name

(2) Dimensions and shapes of lead wire



Dimensions in mm

Type	L max.	W max.	T max.	F	ℓ	ød	Fig
28	4.0	5.5	2.5	5.0±1.0	7±2	0.5+0.1,-0.03	1
24	4.5	5.5	2.5	5.0±1.0	7±2	0.5+0.1,-0.03	1
26	5.5	6.0	3.5	5.0±1.0	7±2	0.5+0.1,-0.03	1
20	5.5	7.0	4.0	5.0±1.0	7±2	0.5+0.1,-0.03	1
22	7.5	8.0	4.0	5.0±1.0	7±2	0.5+0.1,-0.03	1
18	4.0	5.5	2.5	2.5±0.8	5+3,-1	0.5+0.1,-0.03	2
14	4.5	5.5	2.5	2.5±0.8	5+3,-1	0.5+0.1,-0.03	2

(3) Capacitance temperature characteristics

Class 1 (Temperature compensation)

Temperature characteristics	Capacitance change	Temperature range
COG	0±30ppm/°C	-55 to +125°C

Class 2 (Temperature stable and general purpose)

Temperature characteristics	Capacitance change	Temperature range
X7R	±15%	-55 to +125°C

(4) Rated voltage E<sub>dc</sub>

2A	100V
2E	250V
2J	630V

(5) Nominal capacitance

The capacitance is expressed in three digit codes and in units of pico farads (pF).

The first and second digits identify the first and second significant figures of the capacitance.

The third digit identifies the multiplier.

102	1,000pF
333	33,000pF
474	470,000pF

(6) Capacitance tolerance

Symbol	Tolerance
J	±5%
K	±10%
M	±20%

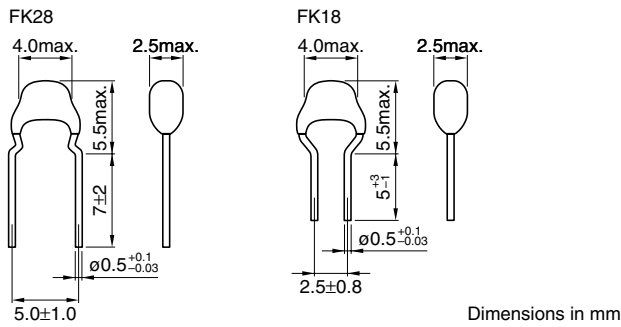
(7) TDK internal code

• Conformity to RoHS Directive: This means that, in conformity with EU Directive 2002/95/EC, lead, cadmium, mercury, hexavalent chromium, and specific bromine-based flame retardants, PBB and PBDE, have not been used, except for exempted applications.

• All specifications are subject to change without notice.

## FK28 AND FK18 TYPES

### SHAPES AND DIMENSIONS



### CAPACITANCE RANGES:

#### CLASS 1 (TEMPERATURE COMPENSATION)

#### TEMPERATURE CHARACTERISTICS: C0G(0±30ppm/°C)

RATED VOLTAGE E<sub>dc</sub>: 100V

Capacitance (pF)	Tolerance	Part No.	
		FK28 type	FK18 type
100	±5%	FK28C0G2A101J	FK18C0G2A101J
	±10%	FK28C0G2A101K	FK18C0G2A101K
120	±5%	FK28C0G2A121J	FK18C0G2A121J
	±10%	FK28C0G2A121K	FK18C0G2A121K
150	±5%	FK28C0G2A151J	FK18C0G2A151J
	±10%	FK28C0G2A151K	FK18C0G2A151K
180	±5%	FK28C0G2A181J	FK18C0G2A181J
	±10%	FK28C0G2A181K	FK18C0G2A181K
220	±5%	FK28C0G2A221J	FK18C0G2A221J
	±10%	FK28C0G2A221K	FK18C0G2A221K
270	±5%	FK28C0G2A271J	FK18C0G2A271J
	±10%	FK28C0G2A271K	FK18C0G2A271K
330	±5%	FK28C0G2A331J	FK18C0G2A331J
	±10%	FK28C0G2A331K	FK18C0G2A331K
390	±5%	FK28C0G2A391J	FK18C0G2A391J
	±10%	FK28C0G2A391K	FK18C0G2A391K
470	±5%	FK28C0G2A471J	FK18C0G2A471J
	±10%	FK28C0G2A471K	FK18C0G2A471K
560	±5%	FK28C0G2A561J	FK18C0G2A561J
	±10%	FK28C0G2A561K	FK18C0G2A561K
680	±5%	FK28C0G2A681J	FK18C0G2A681J
	±10%	FK28C0G2A681K	FK18C0G2A681K
820	±5%	FK28C0G2A821J	FK18C0G2A821J
	±10%	FK28C0G2A821K	FK18C0G2A821K
1,000	±5%	FK28C0G2A102J	FK18C0G2A102J
	±10%	FK28C0G2A102K	FK18C0G2A102K
1,200	±5%	FK28C0G2A122J	FK18C0G2A122J
	±10%	FK28C0G2A122K	FK18C0G2A122K

### TEMPERATURE CHARACTERISTICS: C0G(0±30ppm/°C)

RATED VOLTAGE E<sub>dc</sub>: 250V

Capacitance (pF)	Tolerance	Part No.	
		FK28 type	FK18 type
100	±5%	FK28C0G2E101J	FK18C0G2E101J
	±10%	FK28C0G2E101K	FK18C0G2E101K
120	±5%	FK28C0G2E121J	FK18C0G2E121J
	±10%	FK28C0G2E121K	FK18C0G2E121K
150	±5%	FK28C0G2E151J	FK18C0G2E151J
	±10%	FK28C0G2E151K	FK18C0G2E151K
180	±5%	FK28C0G2E181J	FK18C0G2E181J
	±10%	FK28C0G2E181K	FK18C0G2E181K
220	±5%	FK28C0G2E221J	FK18C0G2E221J
	±10%	FK28C0G2E221K	FK18C0G2E221K
270	±5%	FK28C0G2E271J	FK18C0G2E271J
	±10%	FK28C0G2E271K	FK18C0G2E271K
330	±5%	FK28C0G2E331J	FK18C0G2E331J
	±10%	FK28C0G2E331K	FK18C0G2E331K
390	±5%	FK28C0G2E391J	FK18C0G2E391J
	±10%	FK28C0G2E391K	FK18C0G2E391K
470	±5%	FK28C0G2E471J	FK18C0G2E471J
	±10%	FK28C0G2E471K	FK18C0G2E471K
560	±5%	FK28C0G2E561J	FK18C0G2E561J
	±10%	FK28C0G2E561K	FK18C0G2E561K
680	±5%	FK28C0G2E681J	FK18C0G2E681J
	±10%	FK28C0G2E681K	FK18C0G2E681K

### CAPACITANCE RANGES: CLASS 2

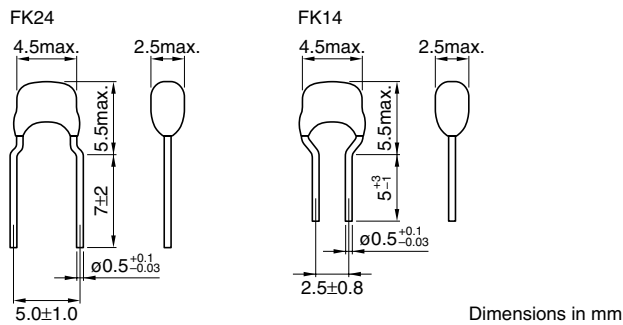
#### TEMPERATURE CHARACTERISTICS: X7R(±15%)

RATED VOLTAGE E<sub>dc</sub>: 100V

Capacitance (pF)	Tolerance	Part No.	
		FK28 type	FK18 type
1,000	±10%	FK28X7R2A102K	FK18X7R2A102K
	±20%	FK28X7R2A102M	FK18X7R2A102M
1,500	±10%	FK28X7R2A152K	FK18X7R2A152K
	±20%	FK28X7R2A152M	FK18X7R2A152M
2,200	±10%	FK28X7R2A222K	FK18X7R2A222K
	±20%	FK28X7R2A222M	FK18X7R2A222M
3,300	±10%	FK28X7R2A332K	FK18X7R2A332K
	±20%	FK28X7R2A332M	FK18X7R2A332M
4,700	±10%	FK28X7R2A472K	FK18X7R2A472K
	±20%	FK28X7R2A472M	FK18X7R2A472M
6,800	±10%	FK28X7R2A682K	FK18X7R2A682K
	±20%	FK28X7R2A682M	FK18X7R2A682M
10,000	±10%	FK28X7R2A103K	FK18X7R2A103K
	±20%	FK28X7R2A103M	FK18X7R2A103M

## FK24 AND FK14 TYPES

### SHAPES AND DIMENSIONS



### CAPACITANCE RANGES:

#### CLASS 1 (TEMPERATURE COMPENSATION)

#### TEMPERATURE CHARACTERISTICS: C0G(0±30ppm/°C)

#### RATED VOLTAGE E<sub>dc</sub>: 100V

Capacitance (pF)	Tolerance	Part No.	
		FK24 type	FK14 type
1,000	±5%	FK24C0G2A102J	FK14C0G2A102J
	±10%	FK24C0G2A102K	FK14C0G2A102K
1,200	±5%	FK24C0G2A122J	FK14C0G2A122J
	±10%	FK24C0G2A122K	FK14C0G2A122K
1,500	±5%	FK24C0G2A152J	FK14C0G2A152J
	±10%	FK24C0G2A152K	FK14C0G2A152K
1,800	±5%	FK24C0G2A182J	FK14C0G2A182J
	±10%	FK24C0G2A182K	FK14C0G2A182K
2,200	±5%	FK24C0G2A222J	FK14C0G2A222J
	±10%	FK24C0G2A222K	FK14C0G2A222K
2,700	±5%	FK24C0G2A272J	FK14C0G2A272J
	±10%	FK24C0G2A272K	FK14C0G2A272K
3,300	±5%	FK24C0G2A332J	FK14C0G2A332J
	±10%	FK24C0G2A332K	FK14C0G2A332K
3,900	±5%	FK24C0G2A392J	FK14C0G2A392J
	±10%	FK24C0G2A392K	FK14C0G2A392K
4,700	±5%	FK24C0G2A472J	FK14C0G2A472J
	±10%	FK24C0G2A472K	FK14C0G2A472K

#### RATED VOLTAGE E<sub>dc</sub>: 250V

Capacitance (pF)	Tolerance	Part No.	
		FK24 type	FK14 type
820	±5%	FK24C0G2E821J	FK14C0G2E821J
	±10%	FK24C0G2E821K	FK14C0G2E821K
1,000	±5%	FK24C0G2E102J	FK14C0G2E102J
	±10%	FK24C0G2E102K	FK14C0G2E102K
1,200	±5%	FK24C0G2E122J	FK14C0G2E122J
	±10%	FK24C0G2E122K	FK14C0G2E122K
1,500	±5%	FK24C0G2E152J	FK14C0G2E152J
	±10%	FK24C0G2E152K	FK14C0G2E152K
1,800	±5%	FK24C0G2E182J	FK14C0G2E182J
	±10%	FK24C0G2E182K	FK14C0G2E182K
2,200	±5%	FK24C0G2E222J	FK14C0G2E222J
	±10%	FK24C0G2E222K	FK14C0G2E222K
2,700	±5%	FK24C0G2E272J	FK14C0G2E272J
	±10%	FK24C0G2E272K	FK14C0G2E272K

### CAPACITANCE RANGES: CLASS 2

### TEMPERATURE CHARACTERISTICS: X7R(±15%)

### RATED VOLTAGE E<sub>dc</sub>: 100V

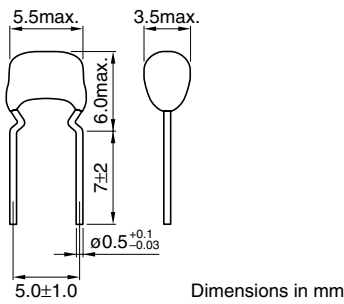
Capacitance (pF)	Tolerance	Part No.	
		FK24 type	FK14 type
1,000	±10%	FK24X7R2A102K	FK14X7R2A102K
	±20%	FK24X7R2A102M	FK14X7R2A102M
1,500	±10%	FK24X7R2A152K	FK14X7R2A152K
	±20%	FK24X7R2A152M	FK14X7R2A152M
2,200	±10%	FK24X7R2A222K	FK14X7R2A222K
	±20%	FK24X7R2A222M	FK14X7R2A222M
3,300	±10%	FK24X7R2A332K	FK14X7R2A332K
	±20%	FK24X7R2A332M	FK14X7R2A332M
4,700	±10%	FK24X7R2A472K	FK14X7R2A472K
	±20%	FK24X7R2A472M	FK14X7R2A472M
6,800	±10%	FK24X7R2A682K	FK14X7R2A682K
	±20%	FK24X7R2A682M	FK14X7R2A682M
10,000	±10%	FK24X7R2A103K	FK14X7R2A103K
	±20%	FK24X7R2A103M	FK14X7R2A103M
15,000	±10%	FK24X7R2A153K	FK14X7R2A153K
	±20%	FK24X7R2A153M	FK14X7R2A153M
22,000	±10%	FK24X7R2A223K	FK14X7R2A223K
	±20%	FK24X7R2A223M	FK14X7R2A223M
33,000	±10%	FK24X7R2A333K	FK14X7R2A333K
	±20%	FK24X7R2A333M	FK14X7R2A333M
47,000	±10%	FK24X7R2A473K	FK14X7R2A473K
	±20%	FK24X7R2A473M	FK14X7R2A473M

#### RATED VOLTAGE E<sub>dc</sub>: 250V

Capacitance (pF)	Tolerance	Part No.	
		FK24 type	FK14 type
1,000	±10%	FK24X7R2E102K	FK14X7R2E102K
	±20%	FK24X7R2E102M	FK14X7R2E102M
1,500	±10%	FK24X7R2E152K	FK14X7R2E152K
	±20%	FK24X7R2E152M	FK14X7R2E152M
2,200	±10%	FK24X7R2E222K	FK14X7R2E222K
	±20%	FK24X7R2E222M	FK14X7R2E222M
3,300	±10%	FK24X7R2E332K	FK14X7R2E332K
	±20%	FK24X7R2E332M	FK14X7R2E332M
4,700	±10%	FK24X7R2E472K	FK14X7R2E472K
	±20%	FK24X7R2E472M	FK14X7R2E472M
6,800	±10%	FK24X7R2E682K	FK14X7R2E682K
	±20%	FK24X7R2E682M	FK14X7R2E682M
10,000	±10%	FK24X7R2E103K	FK14X7R2E103K
	±20%	FK24X7R2E103M	FK14X7R2E103M
15,000	±10%	FK24X7R2E153K	FK14X7R2E153K
	±20%	FK24X7R2E153M	FK14X7R2E153M
22,000	±10%	FK24X7R2E223K	FK14X7R2E223K
	±20%	FK24X7R2E223M	FK14X7R2E223M

## FK26 TYPE

### SHAPES AND DIMENSIONS



### CAPACITANCE RANGES:

#### CLASS 1 (TEMPERATURE COMPENSATION)

#### TEMPERATURE CHARACTERISTICS: C0G(0±30ppm/°C)

RATED VOLTAGE E<sub>dc</sub>: 100V

Capacitance (pF)	Tolerance	Part No. FK26 type
3,900	±5%	FK26C0G2A392J
	±10%	FK26C0G2A392K
4,700	±5%	FK26C0G2A472J
	±10%	FK26C0G2A472K
5,600	±5%	FK26C0G2A562J
	±10%	FK26C0G2A562K
6,800	±5%	FK26C0G2A682J
	±10%	FK26C0G2A682K
8,200	±5%	FK26C0G2A822J
	±10%	FK26C0G2A822K
10,000	±5%	FK26C0G2A103J
	±10%	FK26C0G2A103K

RATED VOLTAGE E<sub>dc</sub>: 250V

Capacitance (pF)	Tolerance	Part No. FK26 type
3,300	±5%	FK26C0G2E332J
	±10%	FK26C0G2E332K
3,900	±5%	FK26C0G2E392J
	±10%	FK26C0G2E392K
4,700	±5%	FK26C0G2E472J
	±10%	FK26C0G2E472K
5,600	±5%	FK26C0G2E562J
	±10%	FK26C0G2E562K
6,800	±5%	FK26C0G2E682J
	±10%	FK26C0G2E682K
8,200	±5%	FK26C0G2E822J
	±10%	FK26C0G2E822K

### TEMPERATURE CHARACTERISTICS: C0G(0±30ppm/°C)

RATED VOLTAGE E<sub>dc</sub>: 630V

Capacitance (pF)	Tolerance	Part No. FK26 type
100	±5%	FK26C0G2J101J
	±10%	FK26C0G2J101K
120	±5%	FK26C0G2J121J
	±10%	FK26C0G2J121K
150	±5%	FK26C0G2J151J
	±10%	FK26C0G2J151K
180	±5%	FK26C0G2J181J
	±10%	FK26C0G2J181K
220	±5%	FK26C0G2J221J
	±10%	FK26C0G2J221K
270	±5%	FK26C0G2J271J
	±10%	FK26C0G2J271K
330	±5%	FK26C0G2J331J
	±10%	FK26C0G2J331K
390	±5%	FK26C0G2J391J
	±10%	FK26C0G2J391K
470	±5%	FK26C0G2J471J
	±10%	FK26C0G2J471K
560	±5%	FK26C0G2J561J
	±10%	FK26C0G2J561K
680	±5%	FK26C0G2J681J
	±10%	FK26C0G2J681K
820	±5%	FK26C0G2J821J
	±10%	FK26C0G2J821K
1,000	±5%	FK26C0G2J102J
	±10%	FK26C0G2J102K
1,200	±5%	FK26C0G2J122J
	±10%	FK26C0G2J122K
1,500	±5%	FK26C0G2J152J
	±10%	FK26C0G2J152K
1,800	±5%	FK26C0G2J182J
	±10%	FK26C0G2J182K
2,200	±5%	FK26C0G2J222J
	±10%	FK26C0G2J222K
2,700	±5%	FK26C0G2J272J
	±10%	FK26C0G2J272K
3,300	±5%	FK26C0G2J332J
	±10%	FK26C0G2J332K

**CAPACITANCE RANGES: CLASS 2****TEMPERATURE CHARACTERISTICS: X7R( $\pm 15\%$ )**RATED VOLTAGE E<sub>dc</sub>: 100V

Capacitance (pF)	Tolerance	Part No. FK26 type
33,000	$\pm 10\%$	FK26X7R2A333K
	$\pm 20\%$	FK26X7R2A333M
47,000	$\pm 10\%$	FK26X7R2A473K
	$\pm 20\%$	FK26X7R2A473M
68,000	$\pm 10\%$	FK26X7R2A683K
	$\pm 20\%$	FK26X7R2A683M
100,000	$\pm 10\%$	FK26X7R2A104K
	$\pm 20\%$	FK26X7R2A104M
150,000	$\pm 10\%$	FK26X7R2A154K
	$\pm 20\%$	FK26X7R2A154M

RATED VOLTAGE E<sub>dc</sub>: 250V

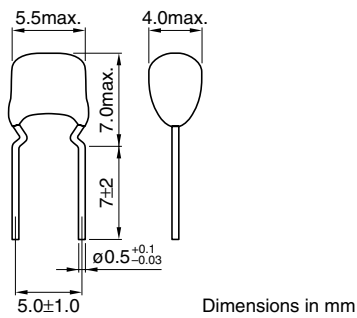
Capacitance (pF)	Tolerance	Part No. FK26 type
15,000	$\pm 10\%$	FK26X7R2E153K
	$\pm 20\%$	FK26X7R2E153M
22,000	$\pm 10\%$	FK26X7R2E223K
	$\pm 20\%$	FK26X7R2E223M
33,000	$\pm 10\%$	FK26X7R2E333K
	$\pm 20\%$	FK26X7R2E333M
47,000	$\pm 10\%$	FK26X7R2E473K
	$\pm 20\%$	FK26X7R2E473M
68,000	$\pm 10\%$	FK26X7R2E683K
	$\pm 20\%$	FK26X7R2E683M
100,000	$\pm 10\%$	FK26X7R2E104K
	$\pm 20\%$	FK26X7R2E104M

RATED VOLTAGE E<sub>dc</sub>: 630V

Capacitance (pF)	Tolerance	Part No. FK26 type
1,000	$\pm 10\%$	FK26X7R2J102K
	$\pm 20\%$	FK26X7R2J102M
1,500	$\pm 10\%$	FK26X7R2J152K
	$\pm 20\%$	FK26X7R2J152M
2,200	$\pm 10\%$	FK26X7R2J222K
	$\pm 20\%$	FK26X7R2J222M
3,300	$\pm 10\%$	FK26X7R2J332K
	$\pm 20\%$	FK26X7R2J332M
4,700	$\pm 10\%$	FK26X7R2J472K
	$\pm 20\%$	FK26X7R2J472M
6,800	$\pm 10\%$	FK26X7R2J682K
	$\pm 20\%$	FK26X7R2J682M
10,000	$\pm 10\%$	FK26X7R2J103K
	$\pm 20\%$	FK26X7R2J103M
15,000	$\pm 10\%$	FK26X7R2J153K
	$\pm 20\%$	FK26X7R2J153M
22,000	$\pm 10\%$	FK26X7R2J223K
	$\pm 20\%$	FK26X7R2J223M
33,000	$\pm 10\%$	FK26X7R2J333K
	$\pm 20\%$	FK26X7R2J333M

## FK20 TYPE

### SHAPES AND DIMENSIONS



### CAPACITANCE RANGES:

#### CLASS 1 (TEMPERATURE COMPENSATION)

#### TEMPERATURE CHARACTERISTICS: C0G(0±30ppm/°C)

#### RATED VOLTAGE E<sub>dc</sub>: 100V

Capacitance (pF)	Tolerance	Part No. FK20 type
15,000	±5%	FK20C0G2A153J
	±10%	FK20C0G2A153K
22,000	±5%	FK20C0G2A223J
	±10%	FK20C0G2A223K
33,000	±5%	FK20C0G2A333J
	±10%	FK20C0G2A333K

#### RATED VOLTAGE E<sub>dc</sub>: 250V

Capacitance (pF)	Tolerance	Part No. FK20 type
10,000	±5%	FK20C0G2E103J
	±10%	FK20C0G2E103K
15,000	±5%	FK20C0G2E153J
	±10%	FK20C0G2E153K

#### RATED VOLTAGE E<sub>dc</sub>: 630V

Capacitance (pF)	Tolerance	Part No. FK20 type
3,900	±5%	FK20C0G2J392J
	±10%	FK20C0G2J392K
4,700	±5%	FK20C0G2J472J
	±10%	FK20C0G2J472K
5,600	±5%	FK20C0G2J562J
	±10%	FK20C0G2J562K
6,800	±5%	FK20C0G2J682J
	±10%	FK20C0G2J682K

### CAPACITANCE RANGES: CLASS 2

### TEMPERATURE CHARACTERISTICS: X7R(±15%)

#### RATED VOLTAGE E<sub>dc</sub>: 100V

Capacitance (pF)	Tolerance	Part No. FK20 type
330,000	±10%	FK20X7R2A334K
	±20%	FK20X7R2A334M
470,000	±10%	FK20X7R2A474K
	±20%	FK20X7R2A474M

#### RATED VOLTAGE E<sub>dc</sub>: 250V

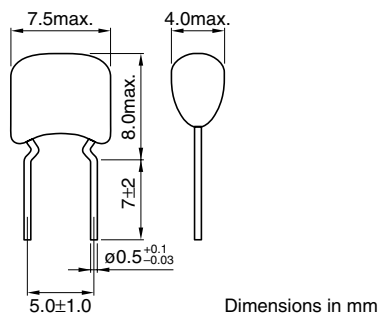
Capacitance (pF)	Tolerance	Part No. FK20 type
100,000	±10%	FK20X7R2E104K
	±20%	FK20X7R2E104M
150,000	±10%	FK20X7R2E154K
	±20%	FK20X7R2E154M
220,000	±10%	FK20X7R2E224K
	±20%	FK20X7R2E224M

#### RATED VOLTAGE E<sub>dc</sub>: 630V

Capacitance (pF)	Tolerance	Part No. FK20 type
47,000	±10%	FK20X7R2J473K
	±20%	FK20X7R2J473M
68,000	±10%	FK20X7R2J683K
	±20%	FK20X7R2J683M

## FK22 TYPE

### SHAPES AND DIMENSIONS



### CAPACITANCE RANGES:

#### CLASS 1 (TEMPERATURE COMPENSATION)

#### TEMPERATURE CHARACTERISTICS: C0G(0±30ppm/°C)

#### RATED VOLTAGE E<sub>dc</sub>: 100V

Capacitance (pF)	Tolerance	Part No. FK22 type
47,000	±5%	FK22C0G2A473J
	±10%	FK22C0G2A473K
68,000	±5%	FK22C0G2A683J
	±10%	FK22C0G2A683K
100,000	±5%	FK22C0G2A104J
	±10%	FK22C0G2A104K

#### RATED VOLTAGE E<sub>dc</sub>: 250V

Capacitance (pF)	Tolerance	Part No. FK22 type
22,000	±5%	FK22C0G2E223J
	±10%	FK22C0G2E223K
33,000	±5%	FK22C0G2E333J
	±10%	FK22C0G2E333K
47,000	±5%	FK22C0G2E473J
	±10%	FK22C0G2E473K

#### RATED VOLTAGE E<sub>dc</sub>: 630V

Capacitance (pF)	Tolerance	Part No. FK22 type
8,200	±5%	FK22C0G2J822J
	±10%	FK22C0G2J822K
10,000	±5%	FK22C0G2J103J
	±10%	FK22C0G2J103K
15,000	±5%	FK22C0G2J153J
	±10%	FK22C0G2J153K
22,000	±5%	FK22C0G2J223J
	±10%	FK22C0G2J223K

### CAPACITANCE RANGES: CLASS 2

### TEMPERATURE CHARACTERISTICS: X7R(±15%)

#### RATED VOLTAGE E<sub>dc</sub>: 100V

Capacitance (pF)	Tolerance	Part No. FK22 type
680,000	±10%	FK22X7R2A684K
	±20%	FK22X7R2A684M
1,000,000 [1μF]	±10%	FK22X7R2A105K
	±20%	FK22X7R2A105M

#### RATED VOLTAGE E<sub>dc</sub>: 250V

Capacitance (pF)	Tolerance	Part No. FK22 type
150,000	±10%	FK22X7R2E154K
	±20%	FK22X7R2E154M
220,000	±10%	FK22X7R2E224K
	±20%	FK22X7R2E224M
330,000	±10%	FK22X7R2E334K
	±20%	FK22X7R2E334M
470,000	±10%	FK22X7R2E474K
	±20%	FK22X7R2E474M

#### RATED VOLTAGE E<sub>dc</sub>: 630V

Capacitance (pF)	Tolerance	Part No. FK22 type
68,000	±10%	FK22X7R2J683K
	±20%	FK22X7R2J683M
100,000	±10%	FK22X7R2J104K
	±20%	FK22X7R2J104M

• For more information about products with other capacitance or other data, please contact us.

• All specifications are subject to change without notice.