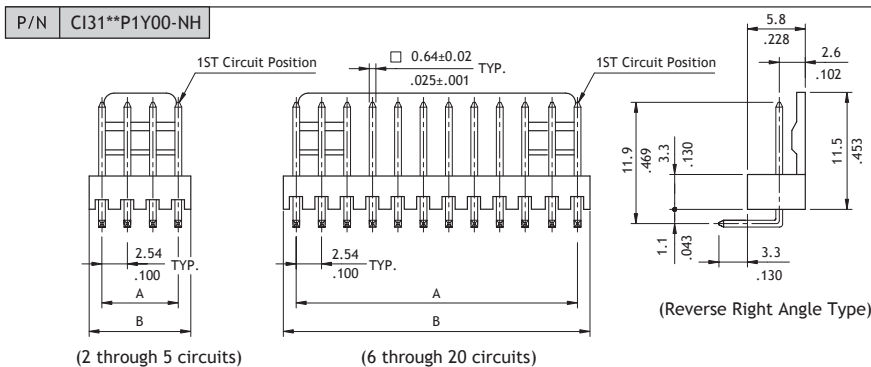
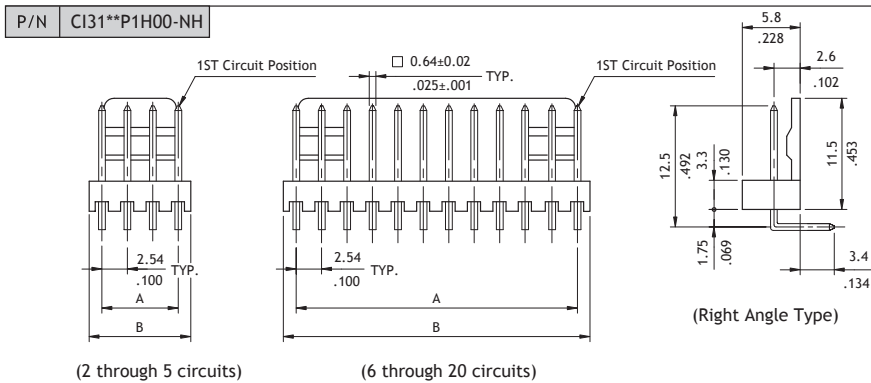
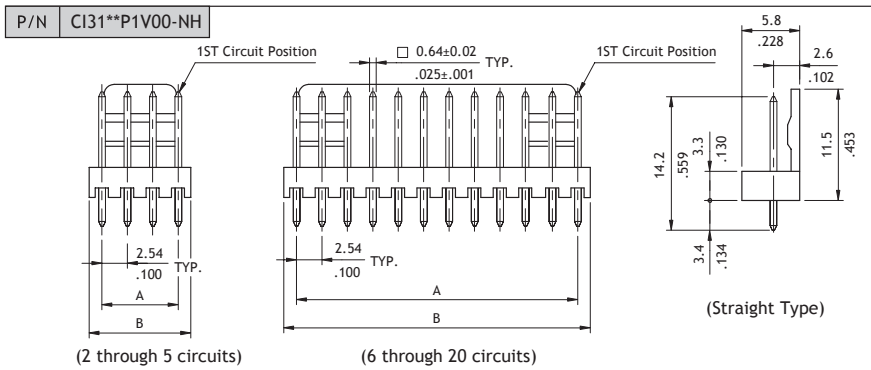
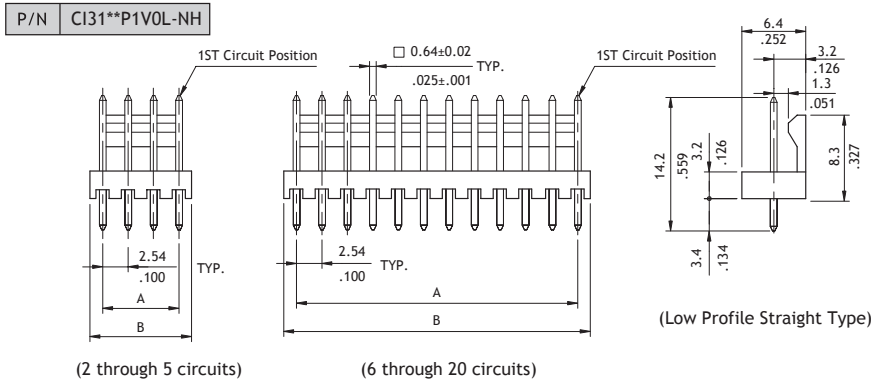




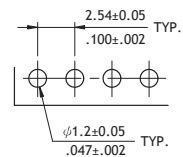
CI31 Series 2.54mm(.100") Wire to Board Connectors DIP Headers

- ⊙ With locking ramps and ribs
- ⊙ Mate with CI31 Housing
- ⊙ Insulator: High temperature plastic UL 94V-0, Color Nature
- ⊙ Terminal: MatteTin plated Brass

RoHS Compliant



Circuits	Dimension	
	A	B
2	2.54(.100)	5.1(.201)
3	5.08(.200)	7.6(.299)
4	7.62(.300)	10.2(.402)
5	10.16(.400)	12.7(.500)
6	12.70(.500)	15.2(.598)
7	15.24(.600)	17.8(.701)
8	17.78(.700)	20.3(.799)
9	20.32(.800)	22.9(.902)
10	22.86(.900)	25.4(1.000)
11	25.40(1.000)	27.9(1.098)
12	27.94(1.100)	30.5(1.201)
13	30.48(1.200)	33.0(1.299)
14	33.02(1.300)	35.6(1.402)
15	35.56(1.400)	38.1(1.500)
16	38.10(1.500)	40.6(1.598)
17	40.64(1.600)	43.2(1.701)
18	43.18(1.700)	45.7(1.799)
19	45.72(1.800)	48.3(1.902)
20	48.26(1.900)	50.8(2.000)



Recommended P.C. Board Layout