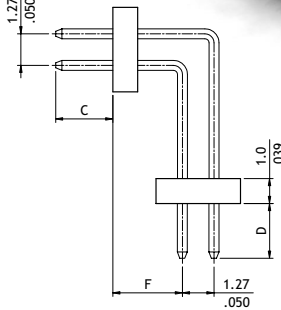
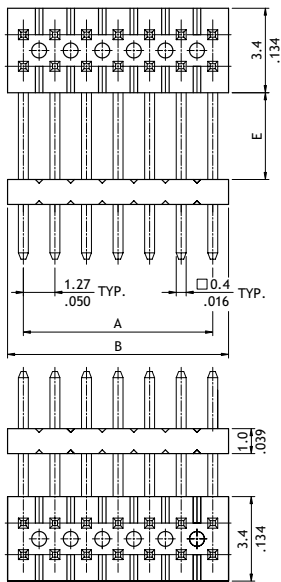


**CH54 Series 1.27mm(.050") Dual Row Dual Bodies Pin Headers**

☉ Mate with CB50 and CBC1 series

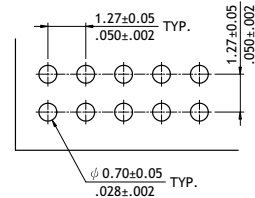


P/N CH54\*\*2H100-NH



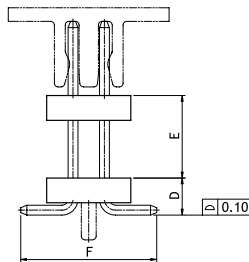
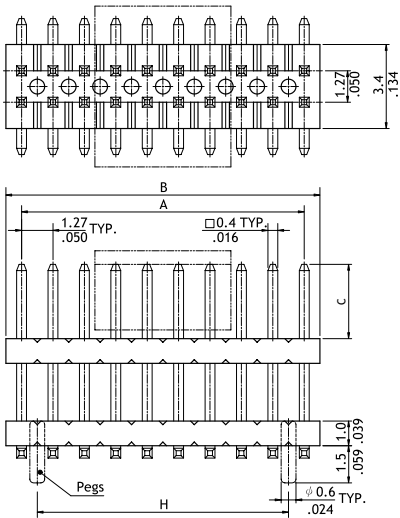
A = 1.27 X No. of Spaces  
B = A + 1.27

Option Code	Pin Dimension			
	C	D	E	F
00	2.0(.079)	2.0(.079)	0.535(.021)	1.5(.059)



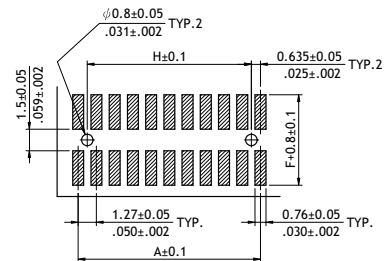
Recommended P.C. Board Layout

P/N CH54\*\*2M100\*\*-NH



A = 1.27 X No. of Spaces  
B = A + 1.27  
H = A - 1.27

Option Code	Pin Dimension			
	C	D	E	F
00	3.8(.118)	1.5(.059)	6.0(.236)	5.5(.216)



Recommended P.C. Board Layout

**Ordering Code**

**① CH ② 54 ③ X1 ④ 2 ⑤ M ⑥ 1 ⑦ 00 - ⑧ 00 - ⑨ NH**

- ① Series No.
- ② No. of Circuits: 06 to 100 (X1 = 100)
- ③ Plating Code: 2 = Gold flash over Nickel
- ④ Tail & Mounting Style: H = Right Angle DIP Type  
M = Vertical SMT Type
- ⑤ Color: 1 = Black
- ⑥ Other Options: 00 = Standard  
\*See option code table  
\*Consult manufacturer for customized pin length
- ⑦ Pegs Options: 0 = Without Peg  
P = With Pegs
- ⑧ Packing: 0 = Without Pick & Place Pad (Tube)  
P = With Pick & Place Pad (Tape & Reel)  
A = With Pick & Place Pad (Tube)  
\*Code 7 and 8 for SMT Type only
- ⑨ -NH = For Lead Free soldering process and Halogen-Free

CH

PIN HEADER CONNECTORS